

0285015.HXP Datasheet

www.digi-electronics.com



DiGi Electronics Part Number	0285015.HXP-DG
Manufacturer	Littelfuse Inc.
Manufacturer Product Number	0285015.HXP
Description	FUSE CERAMIC 15A 250VAC 5X20MM
Detailed Description	15 A 250 V AC DC Fuse Cartridge, Ceramic Requires Holder 5mm x 20mm

<https://www.DiGi-Electronics.com>

This model 0285015.HXP is available at DiGi Electronics.

DiGi Electronics offers a global database of semiconductor and electronic component datasheets.

We welcome your inquiries regarding pricing, lead time, or other product-related questions.

 [Request a Quote](#)

 [Datasheet Search](#)



Tel: +00 852-30501935

RFQ Email: Info@DiGi-Electronics.com

DiGi is a global authorized distributor of electronic components.

Purchase and inquiry

Manufacturer Product Number:

0285015.HXP

Series:

285

Mounting Type:

Requires Holder

Current Rating (Amps):

15 A

Response Time:

Slow Blow

Breaking Capacity @ Rated Voltage:

500A

Approval Agency:

PSE

Color:

-

DC Cold Resistance:

0.0031 Ohms

Manufacturer:

Littelfuse Inc.

Product Status:

Active

Fuse Type:

Cartridge, Ceramic

Voltage Rating - AC:

250 V

Package / Case:

5mm x 20mm

Melting I²t:

1305

Operating Temperature:

-55°C ~ 125°C

Size / Dimension:

0.205" Dia x 0.787" L (5.20mm x 20.00mm)

Environmental & Export classification

RoHS Status:

ROHS3 Compliant

REACH Status:

REACH Unaffected

HTSUS:

8536.10.0040

Moisture Sensitivity Level (MSL):

1 (Unlimited)

ECCN:

EAR99

285 Series, 5x20 mm, Audio & Medical Fuse




Description

The 285 Series is a 5x20mm, high-breaking capacity, time-lag fuse with gold or rhodium-plated caps and a colourful ceramic body. This fuse is designed specifically for audio and medical applications.

Features

- Designed to IEC 60127-1 and IEC 60127-2, Sheet 5
- Available in Cartridge form
- RoHS compliant and lead-free
- Low magnetic susceptibility
- Approved to DENAN's J60127-1 and J60127-2

Agency Approvals

Agency	Agency File Number	Ampere Range
	NBK080205-E10480A NBK250702-E10480E NBK100408-JP1021A	1A - 5A 6.3A - 15A 20A

Applications

Ideal for supplementary protection in appliances or utilization equipment, especially in audio and medical equipment.

Additional Information



Datasheet



Resources



Samples



Accessories

For recommended fuse accessories for this product series, see '[Recommended Accessories](#)' section.

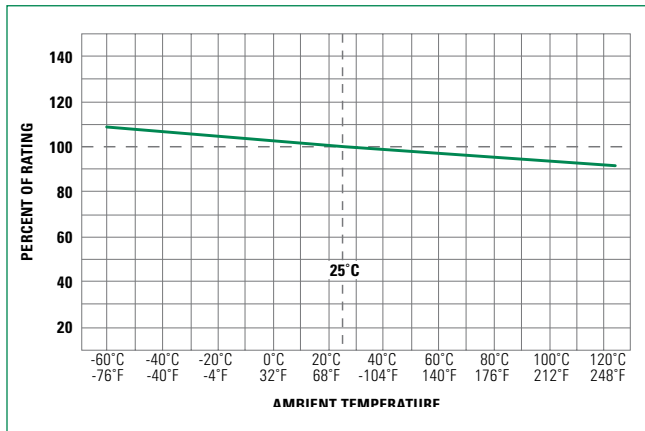
Electrical Characteristics for Series

% of Ampere Rating	Ampere Rating	Opening Time
150%	0.125A - 0.5A	60 minutes, Minimum
	1A - 3.15A	
	5A - 6.3A	
	8A - 20A	
210%	0.125A - 0.5A	30 Minutes, Maximum
	1A - 3.15A	
	5A - 6.3A	
	8A - 20A	
275%	0.125A - 0.5A	250 ms. Min.; 80 sec. Max.
	1A - 3.15A	750 ms. Min.; 80 sec. Max.
	5A - 6.3A	
	8A - 20A	
400%	0.125A - 0.5A	50 ms. Min.; 5 sec. Max.
	1A - 3.15A	95 ms. Min.; 5 sec. Max.
	5A - 6.3A	150 ms. Min.; 5 sec. Max.
	8A - 20A	
1000%	0.125A - 0.5A	50 ms. Min.; 150 ms. Max.
	1A - 3.15A	10 ms. Min.; 150 ms. Max.
	5A - 6.3A	
	8A - 20A	

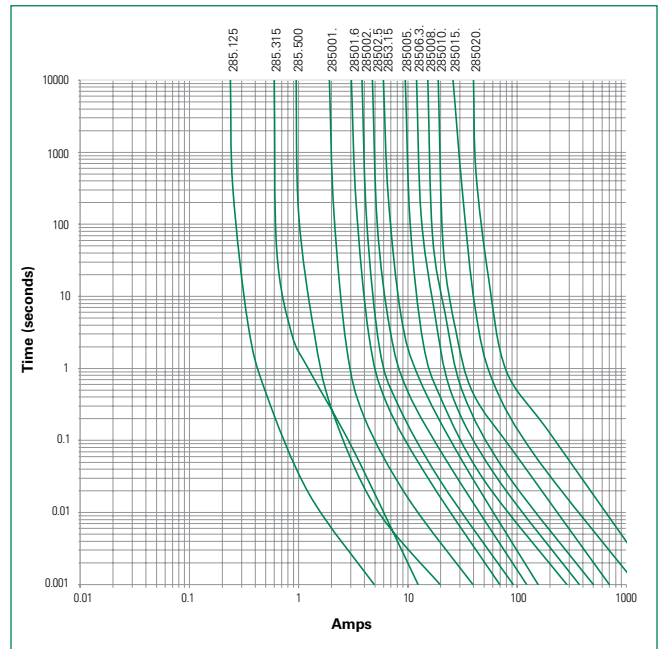
Electrical Characteristics Specification by Item

Amp Code	Amp Rating (A)	Voltage Rating (V)	Interrupting Rating	Nominal Cold Resistance (Ohms)	Nominal Melting I ² t (A ² Sec.)	Nominal Voltage Drop at Rated Current (mV)	Nominal Power Dissipation at Rated Current (W)	Agency Approvals
								PS E
.125	0.125	250	1500A @ 250VAC	13.1240	0.028	2600	1.6	
.315	0.315	250		0.9275	0.625	1100	1.6	
.500	0.5	250		1.1215	0.3	850	1.6	
001	1	250		0.1455	1.6	350	2.5	x
01.6	1.6	250		0.0706	7.168	200	2.5	x
002	2	250		0.0546	10.8	190	2.5	x
02.5	2.5	250		0.0384	25.625	180	2.5	x
3.15	3.15	250		0.0269	51.597	140	4	x
005	5	250		0.0141	70	100	4	x
06.3	6.3	250		0.0107	130.977	100	4	x
008	8	250		0.0089	224	100	4	x
010	10	250		0.0065	361	100	4	x
015	15	250	500A @ 250VAC	0.0031	1305	100	4	x
020	20	250	400A @ 250VAC	0.0024	3225.6	100	4	x

Temperature Re-rating Curve



Average Time Current Curves



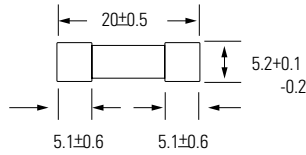
Product Characteristics

Materials	Body : Ceramic Cap : Gold / Rhodium-plated brass
Terminal Strength	MIL-STD-202, Method 211, Test condition A
Product Marking	Cap 1: Brand logo, current and voltage rating Cap 2: Agency approval markings

Operating Temperature	-55°C to +125°C
Thermal Shock	MIL-STD-202, Method 107, Test Condition B: (5 cycles -65°C to +125°C)
Vibration	MIL-STD-202, Method 201
Humidity	MIL-STD-202, Method 103, Test condition A: High RH (95%) and elevated temp. (40°C) for 240 hours
Salt Spray	MIL-STD-202, Method 101, Test condition B

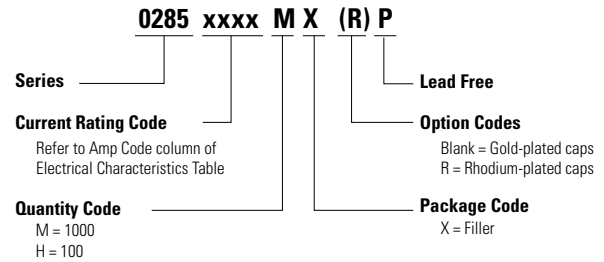
Dimensions

0285.125 XP/XRP
to
0285020 XP/XRP



All dimensions in mm

Part Numbering System



Packaging

Packaging Option	Packaging Specification	Quantity	Quantity & Packaging Code	Taping Width
285 Series				
Bulk	N/A	100	HX	N/A
Bulk	N/A	1000	MX	N/A

Recommended Accessories

Accessory Type	Series	Description	Max Application Voltage	Max Application Amperage
Holder	345 JSF	Panel Mount Shock-Safe Fuseholder	250	10
	345	Shock-Safe Fuseholder with PC Mount, Solder Mount and Panel Mount options		20
	830	PC Mount Shock-Safe Miniature Fuseholder		16
Block	520	Metric OMNI-BLOK® Fuse Block		10
	646	PC Mount Miniature Fuse Block		6.3
	658	Surface Mount Miniature Fuse Block		10
Clip	520 W	PC Mount Miniature Fuse Clip		6.3
	111	PC Board Mount Fuse Clip		10
	445	PC Board Mount Fuse Clip		10

Notes:

- Do not use in applications above rating.
- Please refer to fuseholder data sheet for specific re-rating information.
- Please contact factory for applications greater than the max voltage and amperage shown.

Disclaimer Notice - Information furnished is believed to be accurate and reliable. However, users should independently evaluate the suitability of and test each product selected for their own applications. Littelfuse products are not designed for, and may not be used in, all applications. Read complete Disclaimer Notice at: www.littelfuse.com/disclaimer-electronics.

OUR CERTIFICATE

DiGi provide top-quality products and perfect service for customer worldwide through standardization, technological innovation and continuous improvement. DiGi through third-party certification, we stricly control the quality of products and services. Welcome your RFQ to

Email: Info@DiGi-Electronics.com



Tel: +00 852-30501935

RFQ Email: Info@DiGi-Electronics.com

DiGi is a global authorized distributor of electronic components.