

# 0313.600VXP Datasheet

[www.digi-electronics.com](http://www.digi-electronics.com)



<https://www.DiGi-Electronics.com>

DiGi Electronics Part Number	0313.600VXP-DG
Manufacturer	<a href="#">Littelfuse Inc.</a>
Manufacturer Product Number	0313.600VXP
Description	FUSE GLASS 600MA 250VAC 3AB 3AG
Detailed Description	600 mA 250 V AC DC Fuse Cartridge, Glass Requires Holder 3AB, 3AG, 1/4" x 1-1/4"

This model 0313.600VXP is available at DiGi Electronics.

DiGi Electronics offers a global database of semiconductor and electronic component datasheets.

We welcome your inquiries regarding pricing, lead time, or other product-related questions.

 [Request a Quote](#)

 [Datasheet Search](#)



Tel: +00 852-30501935

RFQ Email: [Info@DiGi-Electronics.com](mailto:Info@DiGi-Electronics.com)

DiGi is a global authorized distributor of electronic components.

## Purchase and inquiry

Manufacturer Product Number:

0313.600VXP

Series:

313

Mounting Type:

Requires Holder

Current Rating (Amps):

600 mA

Response Time:

Slow Blow

Breaking Capacity @ Rated Voltage:

35A

Approval Agency:

CE, CSA, UL

Color:

-

DC Cold Resistance:

0.912 Ohms

Manufacturer:

Littelfuse Inc.

Product Status:

Active

Fuse Type:

Cartridge, Glass

Voltage Rating - AC:

250 V

Package / Case:

3AB, 3AG, 1/4" x 1-1/4"

Melting I<sup>2</sup>t:

4

Operating Temperature:

-55°C ~ 125°C

Size / Dimension:

0.250" Dia x 1.250" L (6.35mm x 31.75mm)

## Environmental & Export classification

RoHS Status:

ROHS3 Compliant

REACH Status:

REACH Unaffected

HTSUS:

8536.10.0020

Moisture Sensitivity Level (MSL):

1 (Unlimited)

ECCN:

EAR99

## 313/315 Series Lead-Free 3AG, Slo-Blo® Fuse









### Description

The 3AG Slo-Blo® fuse solves a broad range of application requirements while offering reliable performance and cost-effective circuit protection.

The fuse catalog number with the suffix "ID" instantly identifies itself upon opening by showing a discoloration of its glass body. Guesswork and time consuming circuit testing are eliminated. This unique design offers the same quality performance characteristics as the standard 3AG Slo-Blo® Fuse design.

### Agency Approvals

Agency	Agency File Number	Ampere Range
	E10480	0.010A - 10A**
	29862	0.010A - 10A**/15A**
	E10480	10A - 30A
	313 Series (Cartridge): NBK060618-E10480A NBK060618-E10480C	1-5A 6.25- 10A**
	315 Series (Leaded): NBK060618-E10480B NBK060618-E10480D	1-5A 6.25-10A**
	SU05001-6004	2.25-2.5A
	SU05001-5007	2.8A - 3.2A
	SU05001-5008	4A - 6.3A
	SU05001-5009	7A-8A
	N/A	0.010A - 10A**

\*\* See note under Electrical Characteristics by item

### Features

- Conforms to UL/CSA/ NMX 248-1 and UL/CSA/ NMX 248-14
- Available in cartridge and axial lead format and with various forming dimensions
- RoHS compliant and Lead-free
- Conforms to DENAN's Appendix 3

### Applications

Used as supplementary protection in appliance or utilization equipment to provide individual protection for components or internal circuits.

### Additional Information



**Datasheet  
313 Series**



**Resources  
313 Series**



**Samples  
313 Series**



**Accessories  
313 & 315 Series**



**Datasheet  
315 Series**



**Resources  
315 Series**



**Samples  
315 Series**

For recommended fuse accessories for this product series, see '[Recommended Accessories](#)' section.

### Electrical Characteristics by Series

% of Ampere Rating	Ampere Rating	Opening Time
100%	10mA – 30A	4 hours, Minimum
135%	10mA – 30A	1 hour, Maximum
200%	10mA – 15A	5 sec., Min., 30 sec., Max
	20A – 30A	5 sec., Min., 60 sec Max

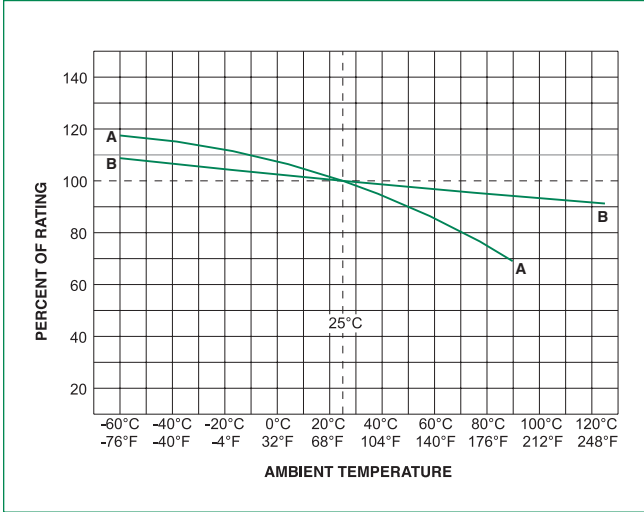
**Electrical Characteristic Specifications by Item**

Amp Code	Ampere Rating (A)	Voltage Rating (V)	Interrupting Rating	Nominal Cold Resistance (Ohms)	Nominal Melting I <sup>2</sup> t (A <sup>2</sup> sec)	Agency Approvals					
						UL	SEI	CCC	RU	PS E	CE
.010	0.01	250	35A@250Vac 10KA@125Vac	4300.0000	0.000121	x	x	-	-	-	x
.031	0.031	250		430.0000	0.00303	x	x	-	-	-	x
.040	0.04	250		300.0000	0.00630	x	x	-	-	-	x
.062	0.062	250		120.0000	0.0210	x	x	-	-	-	x
.100	0.1	250		43.0000	0.0850	x	x	-	-	-	x
.125	0.125	250		30.0000	0.152	x	x	-	-	-	x
.150	0.15	250		20.0000	0.270	x	x	-	-	-	x
.175	0.175	250		8.6700	0.177	x	x	-	-	-	x
.187	0.187	250		8.0100	0.230	x	x	-	-	-	x
.200	0.2	250		6.5900	0.270	x	x	-	-	-	x
.250	0.25	250		4.2700	0.385	x	x	-	-	-	x
.300	0.3	250		3.1350	0.730	x	x	-	-	-	x
.375	0.375	250		2.0950	1.23	x	x	-	-	-	x
.400	0.4	250		1.8750	1.35	x	x	-	-	-	x
.500*	0.5	250		1.2600	2.55	x	x	-	-	-	x
.600	0.6	250		0.9120	4.00	x	x	-	-	-	x
.700	0.7	250		0.7000	5.90	x	x	-	-	-	x
.750	0.75	250		0.6215	7.16	x	x	-	-	-	x
.800	0.8	250		0.5540	8.00	x	x	-	-	-	x
001.*	1	250		0.3750	14.0	x	x	-	-	x	x
01.2	1.2	250	0.2780	21.5	x	x	-	-	x	x	
1.25	1.25	250	0.2600	24.0	x	x	-	-	x	x	
01.5*	1.5	250	0.1910	38.0	x	x	-	-	x	x	
01.6	1.6	250	0.1710	49.6	x	x	-	-	x	x	
01.8	1.8	250	0.1410	92.0	x	x	-	-	x	x	
002.*	2	250	0.1169	77.0	x	x	-	-	x	x	
2.25	2.25	250	0.0968	121	x	x	x	-	x	x	
02.5	2.5	250	0.0811	199	x	x	x	-	x	x	
02.8	2.8	250	0.0675	269	x	x	x	-	x	x	
003.*	3	250	0.0593	200	x	x	x	-	x	x	
03.2	3.2	250	0.0529	209	x	x	x	-	x	x	
004.*	4	250	0.0311	76.1	x	x	x	-	x	x	
005.*	5	250	0.0214	276	x	x	x	-	x	x	
6.25*	6.25	250	0.0154	388	x	x	x	-	x	x	
06.3	6.3	250	0.0154	388	x	x	x	-	x	x	
007.*	7	250	0.0128	547	x	x	x	-	x	x	
008.*	8	250	0.0111	701	x	x	x	-	x	x	
010.**	10	250	0.0083	1285	x	x	-	-	x	x	
010.*	10	32	0.0083	1285	-	-	-	x	-	-	
012.	12	32	0.0065	1200	-	-	-	x	-	-	
015.	15	32	0.0050	2650	-	-	-	x	-	-	
020.	20	32	0.0022	9560	-	-	-	x	-	-	
025.	25	32	0.0017	16500	-	-	-	x	-	-	
030.	30	32	0.0012	26900	-	-	-	x	-	-	

\* For 313series, these ratings available with an indicating option. Add the "ID" designation to the series number. i.e. 313.500ID.

\*\* The 10A is designed for special voltage requirement. Available as 250Vac rated and the part number is 0313010.MX250P

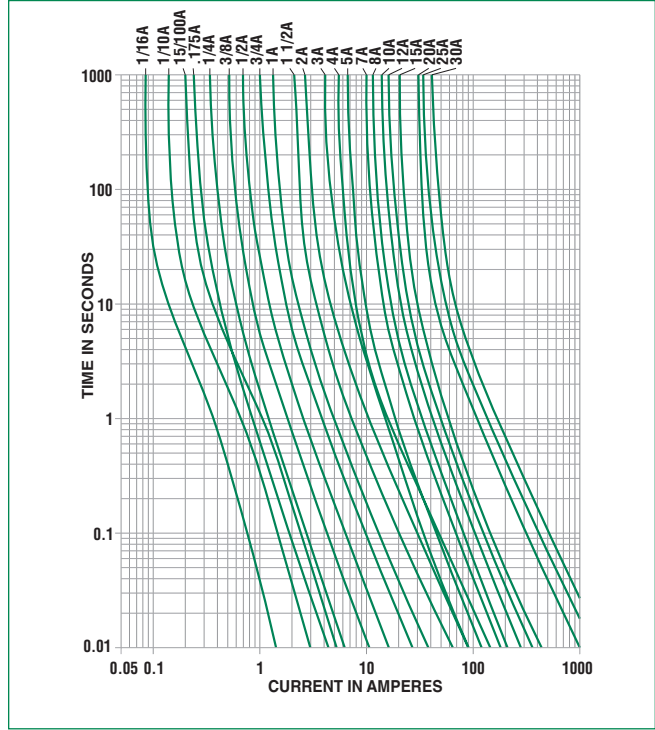
**Temperature Re-rating Curve**



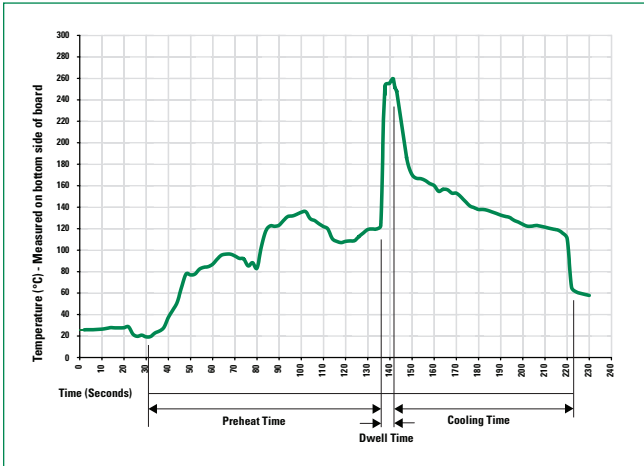
A - For 313/315 Series, from 10mA to 150mA  
B - For all other ampere ratings of 313/315 series

**Note:**  
Rerating depicted in this curve is in addition to the standard derating of 25% for continuous operation.

**Average Time Current Curves**



**Soldering Parameters - Wave Soldering**



**Recommended Process Parameters:**

Wave Parameter	Lead-Free Recommendation
<b>Preheat:</b> (Depends on Flux Activation Temperature)	(Typical Industry Recommendation)
<b>Temperature Minimum:</b>	100°C
<b>Temperature Maximum:</b>	150°C
<b>Preheat Time:</b>	60-180 seconds
<b>Solder Pot Temperature:</b>	260°C Maximum
<b>Solder Dwell Time:</b>	2-5 seconds

**Recommended Hand-Solder Parameters:**

Solder Iron Temperature: 350°C +/- 5°C  
Heating Time: 5 seconds max.

**Note:** These devices are not recommended for IR or Convection Reflow process.

**Packaging**

Packaging Option	Packaging Specification	Quantity	Quantity & Packaging Code	Taping Width
<b>313 Series</b>				
Bulk	N/A	1000	MX	N/A
Bulk	N/A	100	HX	N/A
<b>315 Series</b>				
Bulk	N/A	1000	MX	N/A
Bulk	N/A	100	HX	N/A
Bulk	N/A	1000	MXB	N/A

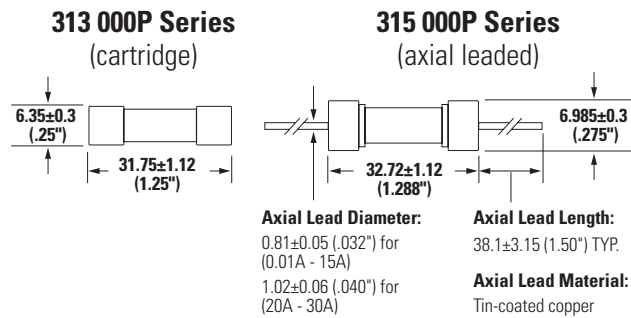
### Product Characteristics

<b>Materials</b>	Body: Glass Cap: Nickel-plated brass Leads: Tin-plated Copper
<b>Terminal Strength</b>	MIL-STD-202, Method 211, Test Condition A
<b>Solderability</b>	MIL-STD-202 method 208
<b>Product Marking</b>	Cap1: Brand logo, current and voltage ratings Cap2: Series and agency approval marks

<b>Operating Temperature</b>	-60°C to +125°C*
<b>Thermal Shock</b>	MIL-STD-202, Method 107, Test Condition B: (5 cycles -65°C to +125°C)
<b>Vibration</b>	MIL-STD-202, Method 201
<b>Humidity</b>	MIL-STD-202, Method 103, Test Condition A: High RH (95%) and Elevated temperature (40°C) for 240 hours
<b>Salt Spray</b>	MIL-STD-202, Method 101, Test Condition B

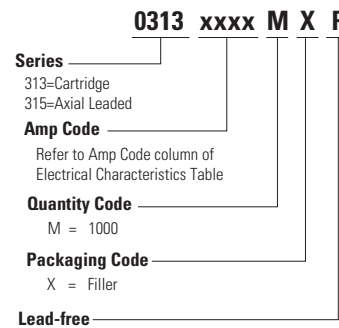
\* See Temperature Re-rating Curve

### Dimensions



Measurements displayed in millimeters (inches)

### Part Numbering System



### Recommended Accessories

Accessory Type	Series	Description	Max Application Voltage	Max Application Amperage
Holder	<a href="#">155100</a>	Twist-Lock In-Line Fuseholder	32	20
	<a href="#">342</a>	Traditional Panel Mount Fuseholder	250	20
	<a href="#">346</a>	Panel Mount Flip-Top Shock-Safe Fuseholder	250	15
	<a href="#">345</a>	Shock-Safe Fuseholder with PC Mount, Solder Mount and Panel Mount options	250	16
Block	<a href="#">354</a>	Low Profile OMNI-BLOK® Fuse Block	600	30
	<a href="#">359</a>	High Current Screw Terminal Fuse Block		30
Clip	<a href="#">122</a>	High Current Traditional PC Board Fuse Clip	1000	30
	<a href="#">101</a>	Rivet/Eyelet Type Fuse Clip	1000	15

**Notes:**

- Do not use in applications above rating.
- Please refer to fuseholder data sheet for specific re-rating information.
- Please contact factory for applications greater than the max voltage and amperage shown.

## OUR CERTIFICATE

DiGi provide top-quality products and perfect service for customer worldwide through standardization, technological innovation and continuous improvement. DiGi through third-party certification, we stricly control the quality of products and services. Welcome your RFQ to

Email: [Info@DiGi-Electronics.com](mailto:Info@DiGi-Electronics.com)



Tel: +00 852-30501935

RFQ Email: [Info@DiGi-Electronics.com](mailto:Info@DiGi-Electronics.com)

DiGi is a global authorized distributor of electronic components.