

0314005.MXP Datasheet



<https://www.DiGi-Electronics.com>

DiGi Electronics Part Number	0314005.MXP-DG
Manufacturer	Littelfuse Inc.
Manufacturer Product Number	0314005.MXP
Description	FUSE CERM 5A 250VAC 125VDC 3AB
Detailed Description	5 A 250 V AC 125 V DC Fuse Cartridge, Ceramic Requires Holder 3AB, 3AG, 1/4" x 1-1/4"

This model 0314005.MXP is available at DiGi Electronics.

DiGi Electronics offers a global database of semiconductor and electronic component datasheets.

We welcome your inquiries regarding pricing, lead time, or other product-related questions.

 [Request a Quote](#)

 [Datasheet Search](#)



Tel: +00 852-30501935

RFQ Email: Info@DiGi-Electronics.com

DiGi is a global authorized distributor of electronic components.

Purchase and inquiry

Manufacturer Product Number:

0314005.MXP

Series:

314

Mounting Type:

Requires Holder

Current Rating (Amps):

5 A

Voltage Rating - DC:

125 V

Package / Case:

3AB, 3AG, 1/4" x 1-1/4"

Melting I²t:

26

Operating Temperature:

-55°C ~ 125°C

Size / Dimension:

0.250" Dia x 1.250" L (6.35mm x 31.75mm)

Manufacturer:

Littelfuse Inc.

Product Status:

Active

Fuse Type:

Cartridge, Ceramic

Voltage Rating - AC:

250 V

Response Time:

Fast Blow

Breaking Capacity @ Rated Voltage:

750A AC, 10kA DC

Approval Agency:

CE, CSA, K-MARK, PSE, UL

Color:

-

DC Cold Resistance:

0.03 Ohms

Environmental & Export classification

RoHS Status:

ROHS3 Compliant

REACH Status:

REACH Unaffected

HTSUS:

8536.10.0040

Moisture Sensitivity Level (MSL):

1 (Unlimited)

ECCN:

EAR99

314/324 Series

Lead-free 3AB, Fast-Acting Fuse



Description

The 3AB Fast-Acting Fuse with ceramic body construction permits higher interrupting ratings and voltage ratings. Ideal for applications where high current loads are expected.

Features

- In accordance with UL Standard 248-14
- Available in cartridge and axial lead format and with various forming dimensions
- RoHS compliant and Lead-free
- UL Listed and Recognized to UL/CSA/NMX 248-1 and UL/CSA/NMX 248-14
- Conforms to DENAN's Appendix 3
- Conforms to EN 60127-1 and EN 60127-7 (15A, 20A only)

Additional Information



Resources



Accessories



Samples

For recommended fuse accessories for this product series, see ["Recommended Accessories"](#) section.

Agency Approvals

Agency	Agency File Number	Ampere Range
	E10480	0.375A - 15A
	29862	0.375A - 20A
	E10480	20A - 40A
	314 Series: NBK030805-E10480A NBK030805-E10480C NBK030805-E10480E NBK260106-JP1021A	1A - 3.5A 4A - 5A 6A - 15A 20A - 30A
	324 Series: NBK030805-E10480B NBK030805-E10480D NBK030805-E10480F NBK260106-JP1021B	1A - 3.5A 4A - 5A 6A - 15A 20A - 30A
	SU05001-6003	3A
	SU05001-6001	4-6A
	SU05001-7006	7-10A
	SU05001-8002	12-15A
	SU05001-8003	20A
	SU05001-6002	25-30A
	N/A	0.375A - 30A
	J 50440217	15A/20A

Applications

Used as supplementary protection in appliance or utilization equipment to provide individual protection for components or internal circuits.

Electrical Characteristics for Series

% of Ampere Rating	Ampere Rating	Opening Time
100%	0.375 - 40	4 hours, Minimum
135%	0.375 - 30	1 hour, Maximum
200%	0.375 - 12	15 secs., Maximum
	15 - 30	30 secs., Maximum
250%	40	30 secs., Maximum

314/324 Series

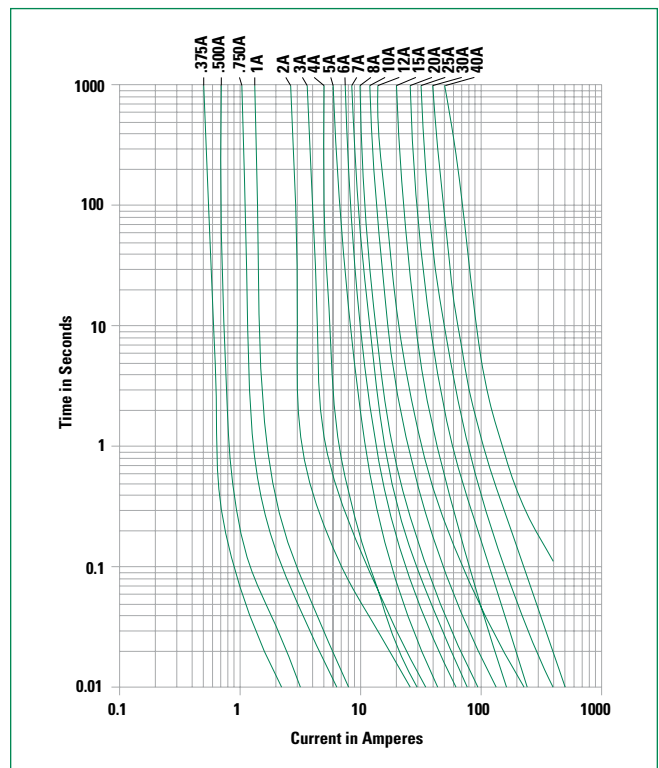
Lead-free 3AB, Fast-Acting Fuse

Electrical Specification by Item

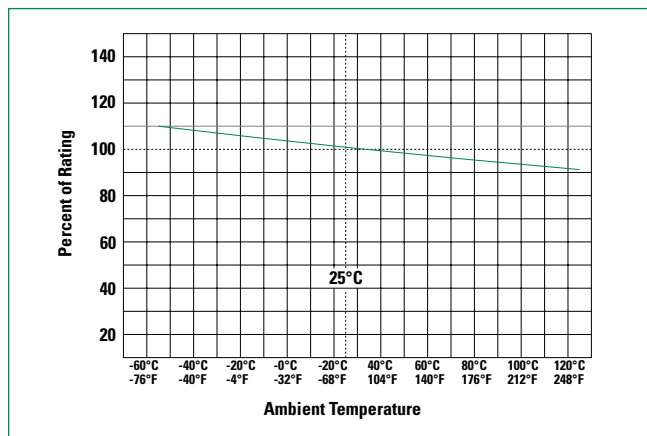
Amp Code	Ampere Rating (A)	Voltage Rating (V)	Interrupting Rating*	Nominal Cold Resistance (Ohms)	Nominal Melting I ² t (A ² sec)**	Agency Approvals						
						UL	CSA	CCC	RU US	PS E	CE	△
.375	0.375	250	35 A @ 250 VAC	0.820	0.210	x	x	-	-	-	x	-
.500	0.5	250	10 kA @ 125 VAC	0.500	0.639	x	x	-	-	-	x	-
.750	0.75	250	10 kA @ 125 VDC	0.250	2.061	x	x	-	-	-	x	-
001.	1	250	100 A @ 250 VAC	0.189	0.690	x	x	-	-	x	x	-
002.	2	250	10 kA @ 125 VAC	0.0700	5.700	x	x	-	-	x	x	-
003.	3	250	10 kA @ 125 VDC	0.0432	14.6	x	x	x	-	x	x	-
004.	4	250	750 A @ 250 VAC 10 kA @ 125 VAC 10 kA @ 125 VDC	0.0470	10.4	x	x	x	-	x	x	-
005.	5	250		0.0300	26.0	x	x	x	-	x	x	-
006.	6	250		0.0240	45.0	x	x	x	-	x	x	-
007.	7	250		0.0187	71.0	x	x	x	-	x	x	-
008.	8	250		0.0153	105	x	x	x	-	x	x	-
010.	10	250		0.0105	206	x	x	x	-	x	x	-
010.*	10	280		0.0105	206	-	-	-	x	-	x	-
012.	12	250		0.00760	570	x	x	x	-	x	x	-
015.	15	250		0.00505	292	x	x	x	-	x	x	x****
015.*	15	280		0.00505	292	-	-	-	x	-	x	-
020.	20	250	1000 A @ 250 VAC 200 A @ 300 VAC 10 kA @ 125 VAC 10 kA @ 125 VDC	0.00355	631	-	x	x	x	x	x	x****
020.*	20	280	0.00355	631	-	-	-	x	-	x	-	
025.	25	250	100 A @ 250 VAC	0.00235	1450	-	-	x	x	x	x	-
025.**	25	280	1000 A @ 75 VDC	0.00235	1450	-	-	-	x	-	x	-
030.	30	250	400 A @ 125 VAC 400 A @ 125 VDC	0.00182	2490	-	-	x	x	x	x	-
040.	40	250	1000 A @ 250 VAC 400 A @ 150 VDC	0.0014	22925	-	-	-	x	-	x	-

* 350A@280VAC interrupting rating available for 10A, 15A and 20A.
 ** 50A@280VAC for 25A. Add suffix '280'. Example: 0324020.MX280P.
 *** I²t test at 10x rated current
 **** Interrupting rating is 750A@250Vdc for 15A, 1000A@250Vdc for 20A
 + - Interrupting Rating may differ based on Agency Approval. See Agency Approval certificate for more details.

Average Time Current Curves



Temperature Re-rating Curve

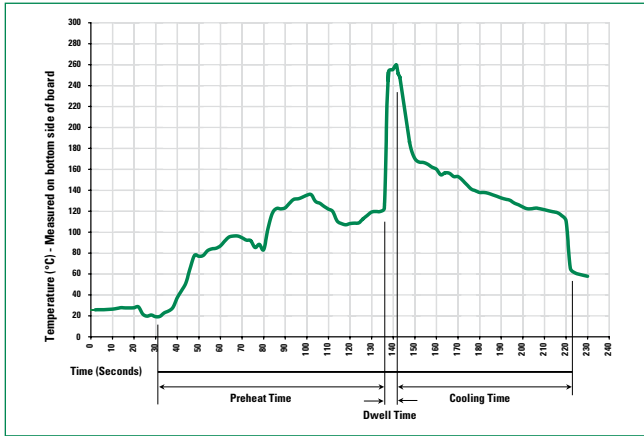


Note:
 Derating depicted in this curve is in addition to the standard derating of 25% for continuous operation.

314/324 Series

Lead-free 3AB, Fast-Acting Fuse

Soldering Parameters - Wave Soldering



Recommended Process Parameters:

Wave Parameter	Lead-Free Recommendation
Preheat: (Depends on Flux Activation Temperature)	(Typical Industry Recommendation)
Temperature Minimum:	100°C
Temperature Maximum:	150°C
Preheat Time:	60-180 seconds
Solder Pot Temperature:	260°C Maximum
Solder Dwell Time:	2-5 seconds

Recommended Hand-Solder Parameters:

Solder Iron Temperature: 350°C +/- 5°C
 Heating Time: 5 seconds max.

Note:

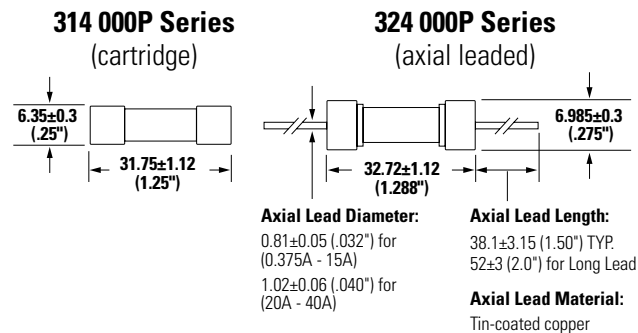
These devices are not recommended for IR or Convection Reflow process.

Product Characteristics

Materials	Body: Ceramic Cap: Nickel-plated Brass Leads: Tin-plated Copper
Terminal Strength	MIL-STD-202, Method 211, Test Condition A
Solderability	MIL-STD-202 Method 208
Product Marking	Cap1: Brand logo, current and voltage ratings Cap2: Series and agency approval marks

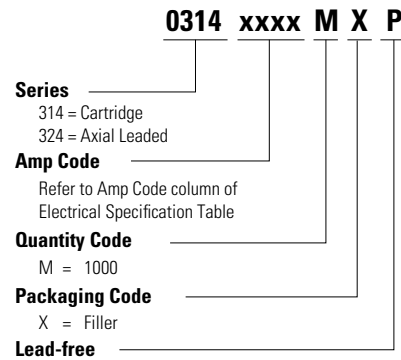
Operating Temperature	-55°C to +125°C
Thermal Shock	MIL-STD-202, Method 107, Test Condition B (5 cycles, -65°C to +125°C)
Vibration	MIL-STD-202, Method 201
Humidity	MIL-STD-202, Method 103, Test Condition A (High RH (95%) and Elevated temperature (40°C) for 240 hours)
Salt Spray	MIL-STD-202, Method 101, Test Condition B

Dimensions



Measurements displayed in millimeters (inches)

Part Numbering System



314/324 Series

Lead-free 3AB, Fast-Acting Fuse

Packaging

Packaging Option	Packaging Specification	Quantity	Quantity & Packaging Code	Taping Width
314 Series				
Bulk	N/A	5	VX	N/A
Bulk	N/A	100	HX	N/A
Bulk	N/A	1000	MX	N/A
Bulk	N/A	1000	MX52L (long lead)	N/A
Bulk	N/A	1000	MXCC	N/A
Bulk	N/A	1000	MX52LE (long lead)	N/A
324 Series				
Bulk	N/A	5	VX	N/A
Bulk	N/A	100	HX	N/A
Bulk	N/A	1000	MX	N/A
Bulk	N/A	1000	MX280	N/A
Bulk	N/A	1000	MX52L	N/A
Bulk	N/A	1000	MXF24	N/A

Recommended Accessories

Accessory Type	Series	Description	Max Application Voltage	Max Application Amperage
Holder	155100	Twist-Lock In-Line Fuseholder	32	20
	342	Traditional Panel Mount Fuseholder	250	20
	346	Panel Mount Flip-Top Shock-Safe Fuseholder	250	15
	345	Shock-Safe Fuseholder with PC Mount, Solder Mount and Panel Mount options	250	20
Block	354	Low Profile OMNI-BLOK® Fuse Block	600	30
	359	High Current Screw Terminal Fuse Block		30
Clip	122	High Current Traditional PC Board Fuse Clip	1000	30
	101	Rivet/Eyelet Type Fuse Clip	1000	15

Notes:

- Do not use in applications above rating.
- Please refer to fuseholder data sheet for specific re-rating information.
- Please contact factory for applications greater than the max voltage and amperage shown.

Disclaimer Notice - Information furnished is believed to be accurate and reliable. However, users should independently evaluate the suitability of and test each product selected for their own applications. Littelfuse products are not designed for, and may not be used in, all applications. Read complete Disclaimer Notice at <https://www.littelfuse.com/legal/disclaimers/product-disclaimer.aspx>.

OUR CERTIFICATE

DiGi provide top-quality products and perfect service for customer worldwide through standardization, technological innovation and continuous improvement. DiGi through third-party certification, we stricly control the quality of products and services. Welcome your RFQ to

Email: Info@DiGi-Electronics.com



Tel: +00 852-30501935

RFQ Email: Info@DiGi-Electronics.com

DiGi is a global authorized distributor of electronic components.