

0322012.MXP Datasheet



| | |
|------------------------------|--|
| DiGi Electronics Part Number | 0322012.MXP-DG |
| Manufacturer | Littelfuse Inc. |
| Manufacturer Product Number | 0322012.MXP |
| Description | FUSE CERAMIC 12A 65VAC/VDC 3AB |
| Detailed Description | 12 A 65 V AC 65 V DC Fuse Cartridge, Ceramic Requires Holder 3AB, 3AG, 1/4" x 1-1/4" |

<https://www.DiGi-Electronics.com>

This model 0322012.MXP is available at DiGi Electronics.

DiGi Electronics offers a global database of semiconductor and electronic component datasheets.

We welcome your inquiries regarding pricing, lead time, or other product-related questions.

 [Request a Quote](#)

 [Datasheet Search](#)



Tel: +00 852-30501935

RFQ Email: Info@DiGi-Electronics.com

DiGi is a global authorized distributor of electronic components.

Purchase and inquiry

Manufacturer Product Number:

0322012.MXP

Series:

322

Mounting Type:

Requires Holder

Current Rating (Amps):

12 A

Voltage Rating - DC:

65 V

Package / Case:

3AB, 3AG, 1/4" x 1-1/4"

Melting I²t:

60

Operating Temperature:

-55°C ~ 125°C

Size / Dimension:

0.250" Dia x 1.250" L (6.35mm x 31.75mm)

Manufacturer:

Littelfuse Inc.

Product Status:

Active

Fuse Type:

Cartridge, Ceramic

Voltage Rating - AC:

65 V

Response Time:

Fast Blow

Breaking Capacity @ Rated Voltage:

200A AC, 1kA DC

Approval Agency:

CE, UL

Color:

-

DC Cold Resistance:

0.0515 Ohms

Environmental & Export classification

RoHS Status:

ROHS3 Compliant

REACH Status:

REACH Unaffected

HTSUS:

8536.10.0040

Moisture Sensitivity Level (MSL):

1 (Unlimited)

ECCN:

EAR99

322/332 Series Lead-free 3AB, Very Fast-acting Fuse



Agency Approvals

| Agency | Agency File Number | Ampere Range | Series |
|--------|--|---------------|---------|
| | E10480 | 12A - 30A | 322 |
| | E10480 | 1A - 10A | 332 |
| | NBK080306-JP1021A NBK080306-JP1021B | 1-5A 6-10A | 332 |
| | N/A | 1A - 30A | 322/332 |

Description

The 322 and 332 Series are 3AB Very Fast-Acting fuses for protection of Silicon Controlled Rectifiers and similar solid-state devices.

Features

- In accordance with UL Standard 248-14
- Available in cartridge format only
- RoHS compliant and Lead-free

Applications

Used as supplementary protection in appliance or utilization equipment to provide individual protection for components or internal circuits.

Electrical Characteristics for Series

| % of Ampere Rating | Ampere Rating | Opening Time |
|--------------------|---------------|--------------------|
| 100% | 1 – 30 | 4 hours, Minimum |
| 250% | 1 – 10 | .2 second, Maximum |
| | 12 – 30 | 1 second, Maximum. |

Electrical Characteristic Specifications by Item

| Amp Code | Ampere Rating (A) | Voltage Rating (V) | Interrupting Rating | Nominal Cold Resistance (Ohms) | Nominal Melting I ² t (A ² sec) | Agency Approvals | | | |
|----------|-------------------|--------------------|--|--------------------------------|---|------------------|---|---|---|
| | | | | | | | | | |
| 001. | 1 | 250 | 100A@250Vac 100A@125Vdc 200A@72Vdc | 0.0927 | 0.146 | x | | x | x |
| 1.25 | 1.25 | 250 | | 0.0804 | 0.204 | x | | x | x |
| 002. | 2 | 250 | | 0.0416 | 0.790 | x | | x | x |
| 003. | 3 | 250 | | 0.0245 | 2.760 | x | | x | x |
| 004. | 4 | 250 | | 0.0179 | 3.360 | x | | x | x |
| 005. | 5 | 250 | | 0.0128 | 6.250 | x | | x | x |
| 006. | 6 | 250 | | 0.0117 | 8.208 | x | | x | x |
| 007. | 7 | 250 | | 0.0108 | 10.58 | x | | x | x |
| 008. | 8 | 250 | | 0.0088 | 16.45 | x | | x | x |
| 009. | 9 | 250 | | 0.0077 | 20.66 | x | | x | x |
| 010. | 10 | 250 | 0.0073 | 24.0 | x | | x | x | |
| 012. | 12 | 65 | 200A@65Vac 1000A@65Vdc | 0.0057 | 38.0 | | x | | x |
| 015. | 15 | 65 | | 0.0043 | 59.0 | | x | | x |
| 020. | 20 | 65 | | 0.0034 | 192.0 | | x | | x |
| 025.* | 25 | 65 | | 0.0029 | 325.0 | | x | | x |
| 030.* | 30 | 65 | | 0.0023 | 540.0 | | x | | x |

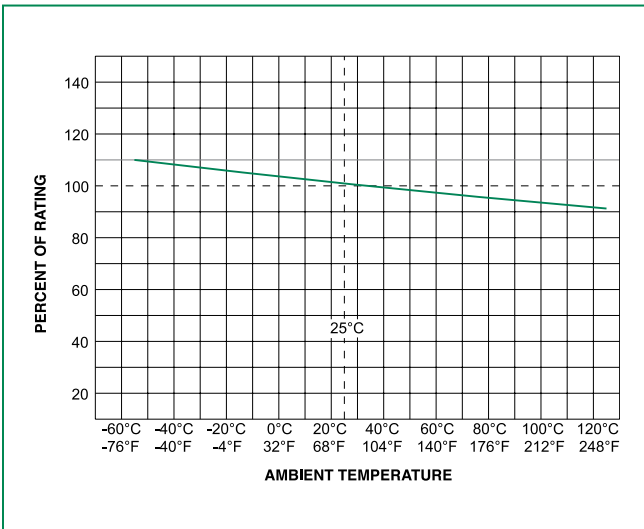
* Ratings from 1A to 10A are available for 332 series

* Ratings from 12A to 30A are available for 322 series, these ratings are RoHS compliant version.

Axial Lead & Cartridge Fuses

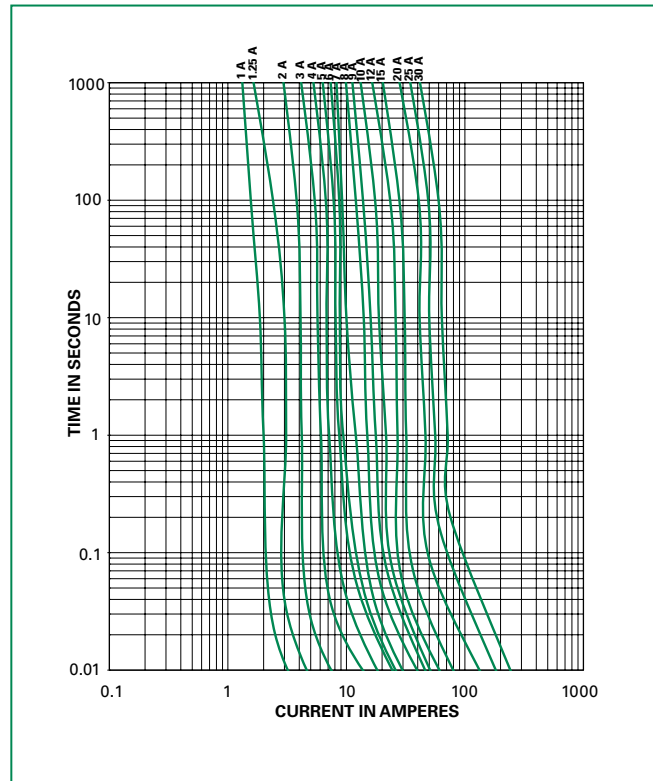
3AB > Very Fast-Acting > 322/332 Series

Temperature Re-rating Curve



Note:
Rerating depicted in this curve is in addition to the industry practice derating of 25% for continuous operation.

Average Time Current Curves



Product Characteristics

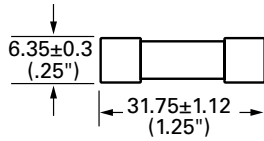
| | |
|--------------------------|---|
| Materials | Body: Ceramic Cap: Nickel-plated brass |
| Terminal Strength | MIL-STD-202, Method 211, Test Condition A |
| Solderability | MIL-STD-202 Method 208 |
| Product Marking | Cap1: Brand logo, current and voltage ratings Cap2: Series and agency approval marks |

| | |
|------------------------------|--|
| Operating Temperature | -55°C to +125°C |
| Thermal Shock | MIL-STD-202, Method 107, Test Condition B: (5 cycles -65°C to +125°C) |
| Vibration | MIL-STD-202, Method 201 |
| Humidity | MIL-STD-202, Method 103, Test Condition A: High RH (95%) and Elevated temperature (40°C) for 240 hours |
| Salt Spray | MIL-STD-202, Method 101, Test Condition B |

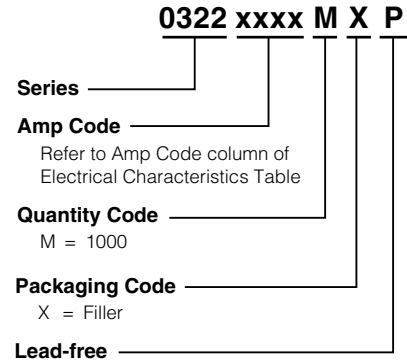
Dimensions

Measurements displayed in millimeters (inches)

322 000P / 332 000P Series
(cartridge)



Part Numbering System



Packaging

| Packaging Option | Packaging Specification | Quantity | Quantity & Packaging Code | Reel Size |
|-------------------|-------------------------|----------|---------------------------|-----------|
| 322 Series | | | | |
| Bulk | N/A | 1000 | MX | N/A |
| Bulk | N/A | 100 | HX | N/A |
| 332 Series | | | | |
| Bulk | N/A | 100 | HX | N/A |
| Bulk | N/A | 1000 | MX | N/A |

Additional Information



Datasheet
322 Series



Resources
322 Series



Samples
322 Series



Datasheet
332 Series



Resources
332 Series



Samples
332 Series



Accessories
322 & 332 Series

For recommended fuse accessories for this product series, see '[Recommended Accessories](#)' section.

Recommended Accessories

| Accessory Type | Series | Description | Max Application Voltage | Max Application Amperage |
|----------------|------------------------|---|-------------------------|--------------------------|
| Holder | 155100 | Twist-Lock In-Line Fuseholder | 32 | 20 |
| | 342 | Traditional Panel Mount Fuseholder | 250 | 20 |
| | 346 | Panel Mount Flip-Top Shock-Safe Fuseholder | 250 | 15 |
| | 345 | Shock-Safe Fuseholder with PC Mount, Solder Mount and Panel Mount options | 250 | 20 |
| Block | 354 | Low Profile OMNI-BLOK® Fuse Block | 600 | 30 |
| | 359 | High Current Screw Terminal Fuse Block | | 30 |
| Clip | 122 | High Current Traditional PC Board Fuse Clip | 1000 | 30 |
| | 101 | Rivet/Eyelet Type Fuse Clip | 1000 | 15 |

Notes:
 1. Do not use in applications above rating.
 2. Please refer to fuseholder data sheet for specific re-rating information.
 3. Please contact factory for applications greater than the max voltage and amperage shown.

Disclaimer Notice - Information furnished is believed to be accurate and reliable. However, users should independently evaluate the suitability of and test each product selected for their own applications. Littelfuse products are not designed for, and may not be used in, all applications. Read complete Disclaimer Notice at: www.littelfuse.com/disclaimer-electronics.

OUR CERTIFICATE

DiGi provide top-quality products and perfect service for customer worldwide through standardization, technological innovation and continuous improvement. DiGi through third-party certification, we stricly control the quality of products and services. Welcome your RFQ to

Email: Info@DiGi-Electronics.com



Tel: +00 852-30501935

RFQ Email: Info@DiGi-Electronics.com

DiGi is a global authorized distributor of electronic components.