

# 0322020.VXP Datasheet



DiGi Electronics Part Number	0322020.VXP-DG
Manufacturer	<a href="#">Littelfuse Inc.</a>
Manufacturer Product Number	0322020.VXP
Description	FUSE CERAMIC 20A 65VAC/VDC 3AB
Detailed Description	20 A 65 V AC 65 V DC Fuse Cartridge, Ceramic Requires Holder 3AB, 3AG, 1/4" x 1-1/4"

<https://www.DiGi-Electronics.com>

This model 0322020.VXP is available at DiGi Electronics.

DiGi Electronics offers a global database of semiconductor and electronic component datasheets.

We welcome your inquiries regarding pricing, lead time, or other product-related questions.

 [Request a Quote](#)

 [Datasheet Search](#)



Tel: +00 852-30501935

RFQ Email: [Info@DiGi-Electronics.com](mailto:Info@DiGi-Electronics.com)

DiGi is a global authorized distributor of electronic components.

## Purchase and inquiry

Manufacturer Product Number:

0322020.VXP

Series:

322

Mounting Type:

Requires Holder

Current Rating (Amps):

20 A

Voltage Rating - DC:

65 V

Package / Case:

3AB, 3AG, 1/4" x 1-1/4"

Melting I<sup>2</sup>t:

192

Operating Temperature:

-55°C ~ 125°C

Size / Dimension:

0.250" Dia x 1.250" L (6.35mm x 31.75mm)

Manufacturer:

Littelfuse Inc.

Product Status:

Active

Fuse Type:

Cartridge, Ceramic

Voltage Rating - AC:

65 V

Response Time:

Fast Blow

Breaking Capacity @ Rated Voltage:

200A AC, 1kA DC

Approval Agency:

CE, UL

Color:

-

DC Cold Resistance:

0.0034 Ohms

## Environmental & Export classification

RoHS Status:

ROHS3 Compliant

REACH Status:

REACH Unaffected

HTSUS:

8536.10.0040

Moisture Sensitivity Level (MSL):

1 (Unlimited)

ECCN:

EAR99

**322/332 Series Lead-free 3AB, Very Fast-acting Fuse**



**Agency Approvals**

Agency	Agency File Number	Ampere Range	Series
	E10480	12A - 30A	322
	E10480	1A - 10A	332
	NBK080306-JP1021A NBK080306-JP1021B	1-5A 6-10A	332
	N/A	1A - 30A	322/332

**Description**

The 322 and 332 Series are 3AB Very Fast-Acting fuses for protection of Silicon Controlled Rectifiers and similar solid-state devices.

**Features**

- In accordance with UL Standard 248-14
- Available in cartridge format only
- RoHS compliant and Lead-free

**Applications**

Used as supplementary protection in appliance or utilization equipment to provide individual protection for components or internal circuits.

**Electrical Characteristics for Series**

% of Ampere Rating	Ampere Rating	Opening Time
100%	1 – 30	4 hours, Minimum
250%	1 – 10	.2 second, Maximum
	12 – 30	1 second, Maximum.

**Electrical Characteristic Specifications by Item**

Amp Code	Ampere Rating (A)	Voltage Rating (V)	Interrupting Rating	Nominal Cold Resistance (Ohms)	Nominal Melting I <sup>2</sup> t (A <sup>2</sup> sec)	Agency Approvals			
001.	1	250	100A@250Vac 100A@125Vdc 200A@72Vdc	0.0927	0.146	x		x	x
1.25	1.25	250		0.0804	0.204	x		x	x
002.	2	250		0.0416	0.790	x		x	x
003.	3	250		0.0245	2.760	x		x	x
004.	4	250		0.0179	3.360	x		x	x
005.	5	250		0.0128	6.250	x		x	x
006.	6	250		0.0117	8.208	x		x	x
007.	7	250		0.0108	10.58	x		x	x
008.	8	250		0.0088	16.45	x		x	x
009.	9	250		0.0077	20.66	x		x	x
010.	10	250	0.0073	24.0	x		x	x	
012.	12	65	200A@65Vac 1000A@65Vdc	0.0057	38.0		x		x
015.	15	65		0.0043	59.0		x		x
020.	20	65		0.0034	192.0		x		x
025.*	25	65		0.0029	325.0		x		x
030.*	30	65		0.0023	540.0		x		x

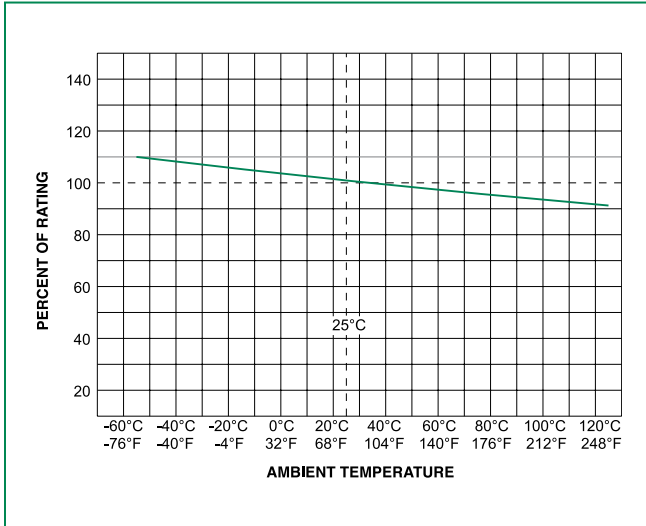
\* Ratings from 1A to 10A are available for 332 series

\* Ratings from 12A to 30A are available for 322 series, these ratings are RoHS compliant version.

# Axial Lead & Cartridge Fuses

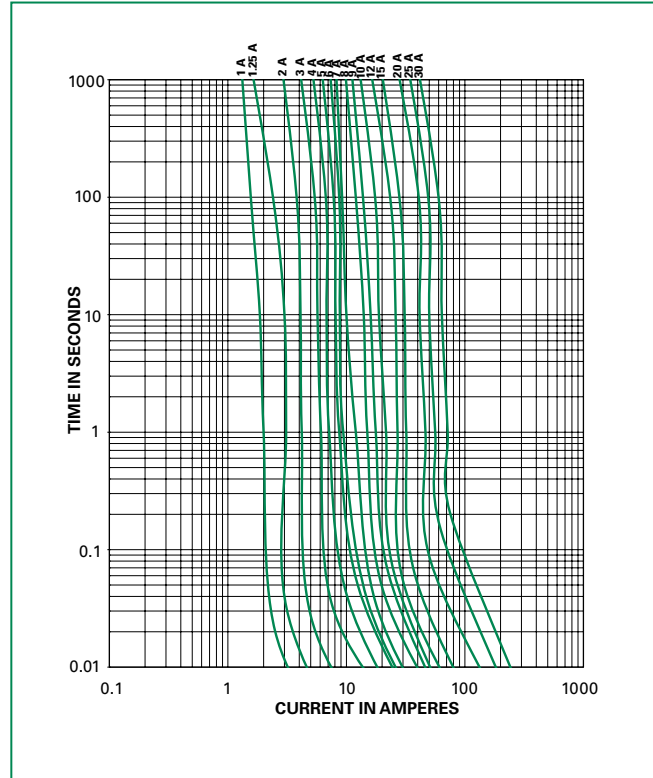
## 3AB > Very Fast-Acting > 322/332 Series

### Temperature Re-rating Curve



Note:  
Rerating depicted in this curve is in addition to the industry practice derating of 25% for continuous operation.

### Average Time Current Curves



### Product Characteristics

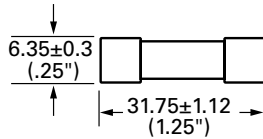
<b>Materials</b>	Body: Ceramic Cap: Nickel-plated brass
<b>Terminal Strength</b>	MIL-STD-202, Method 211, Test Condition A
<b>Solderability</b>	MIL-STD-202 Method 208
<b>Product Marking</b>	Cap1: Brand logo, current and voltage ratings Cap2: Series and agency approval marks

<b>Operating Temperature</b>	-55°C to +125°C
<b>Thermal Shock</b>	MIL-STD-202, Method 107, Test Condition B: (5 cycles -65°C to +125°C)
<b>Vibration</b>	MIL-STD-202, Method 201
<b>Humidity</b>	MIL-STD-202, Method 103, Test Condition A: High RH (95%) and Elevated temperature (40°C) for 240 hours
<b>Salt Spray</b>	MIL-STD-202, Method 101, Test Condition B

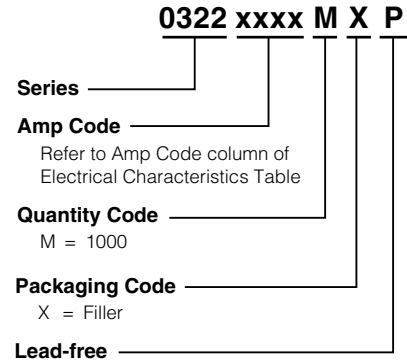
### Dimensions

Measurements displayed in millimeters (inches)

### 322 000P / 332 000P Series (cartridge)



### Part Numbering System



### Packaging

Packaging Option	Packaging Specification	Quantity	Quantity & Packaging Code	Reel Size
<b>322 Series</b>				
Bulk	N/A	1000	MX	N/A
Bulk	N/A	100	HX	N/A
<b>332 Series</b>				
Bulk	N/A	100	HX	N/A
Bulk	N/A	1000	MX	N/A

### Additional Information



**Datasheet**  
322 Series



**Resources**  
322 Series



**Samples**  
322 Series



**Datasheet**  
332 Series



**Resources**  
332 Series



**Samples**  
332 Series



**Accessories**  
322 & 332 Series

For recommended fuse accessories for this product series, see '[Recommended Accessories](#)' section.

### Recommended Accessories

Accessory Type	Series	Description	Max Application Voltage	Max Application Amperage
Holder	<a href="#">155100</a>	Twist-Lock In-Line Fuseholder	32	20
	<a href="#">342</a>	Traditional Panel Mount Fuseholder	250	20
	<a href="#">346</a>	Panel Mount Flip-Top Shock-Safe Fuseholder	250	15
	<a href="#">345</a>	Shock-Safe Fuseholder with PC Mount, Solder Mount and Panel Mount options	250	20
Block	<a href="#">354</a>	Low Profile OMNI-BLOK® Fuse Block	600	30
	<a href="#">359</a>	High Current Screw Terminal Fuse Block		30
Clip	<a href="#">122</a>	High Current Traditional PC Board Fuse Clip	1000	30
	<a href="#">101</a>	Rivet/Eyelet Type Fuse Clip	1000	15

Notes:

- Do not use in applications above rating.
- Please refer to fuseholder data sheet for specific re-rating information.
- Please contact factory for applications greater than the max voltage and amperage shown.

**Disclaimer Notice** - Information furnished is believed to be accurate and reliable. However, users should independently evaluate the suitability of and test each product selected for their own applications. Littelfuse products are not designed for, and may not be used in, all applications. Read complete Disclaimer Notice at: [www.littelfuse.com/disclaimer-electronics](http://www.littelfuse.com/disclaimer-electronics).

## OUR CERTIFICATE

DiGi provide top-quality products and perfect service for customer worldwide through standardization, technological innovation and continuous improvement. DiGi through third-party certification, we stricly control the quality of products and services. Welcome your RFQ to

Email: [Info@DiGi-Electronics.com](mailto:Info@DiGi-Electronics.com)



Tel: +00 852-30501935

RFQ Email: [Info@DiGi-Electronics.com](mailto:Info@DiGi-Electronics.com)

DiGi is a global authorized distributor of electronic components.