

0495025.ZXA Datasheet

www.digi-electronics.com



<https://www.DiGi-Electronics.com>

DiGi Electronics Part Number	0495025.ZXA-DG
Manufacturer	Littelfuse Inc.
Manufacturer Product Number	0495025.ZXA
Description	FUSE AUTO 25A 32VAC AUTO LINK
Detailed Description	25 A 32 V AC DC Fuse Automotive Requires Holder A uto Link

This model 0495025.ZXA is available at DiGi Electronics.

DiGi Electronics offers a global database of semiconductor and electronic component datasheets.

We welcome your inquiries regarding pricing, lead time, or other product-related questions.

 [Request a Quote](#)

 [Datasheet Search](#)



Tel: +00 852-30501935

RFQ Email: Info@DiGi-Electronics.com

DiGi is a global authorized distributor of electronic components.

Purchase and inquiry

Manufacturer Product Number:

0495025.ZXA

Series:

JCASE™ 495

Mounting Type:

Requires Holder

Current Rating (Amps):

25 A

Response Time:

Slow Blow

Breaking Capacity @ Rated Voltage:

1kA

Approval Agency:

UR

Color:

White

DC Cold Resistance:

3.28 Ohms

Manufacturer:

Littelfuse Inc.

Product Status:

Active

Fuse Type:

Automotive

Voltage Rating - AC:

32 V

Package / Case:

Auto Link

Melting I²t:

3220

Operating Temperature:

-40°C ~ 125°C

Size / Dimension:

0.555" L x 0.472" W x 1.063" H (14.10mm x 12.00mm x 27.00mm)

Environmental & Export classification

RoHS Status:

ROHS3 Compliant

REACH Status:

REACH Unaffected

HTSUS:

8536.10.0040

Moisture Sensitivity Level (MSL):

1 (Unlimited)

ECCN:

EAR99

JCASE® Series

Cartridge Fuses – Rated 32V



Description

The JCASE™ is a cartridge style fuse with female terminal design, providing both increased time delay and low voltage drop to protect high current circuits and handle inrush currents.

Features & Benefits

- Semitransparent cover makes it easier to see when fuse blows
- High-contrast amperage stamp on the top of the housing aids identification
- Color coding indicates amperage rating for each fuse
- Comply with ISO 8820-4
- SHUNT version available

Applications

- Cars / SUVs
- Trucks
- Offroad vehicles
- Buses
- Watercraft as approved by Littelfuse®

Agency Approvals

Agency	Agency File Number	Current Rating (A)
	20130624-E71611	20 - 60

[See Disclaimer Notice](#)

Specifications

Voltage Rating:	32 V DC
Interrupting Rating:	1000 A @ 32 V DC
Recommended Environmental Temperature:	-40 °C to +125 °C
Housing Material:	PA66-GF13 (UL 94 Flammability rating – HB)
Housing Material (60A):	PA66-GF13HS (UL 94 Flammability rating – HB)
Cover Material:	PC (UL 94 Flammability rating – HB)
Typical Weight per Fuse:	3.8 g
Fuse Insertion Force:	53 N Max. (12 lb.)
Extraction Force:	9 N Min (2 lb.)
Comply With:	SAE 2741, ISO 8820-4

Additional Information



Resources



Samples








Ordering Information

Part Number	Current Rating (A)	Package Size
0495xxx.ZXA	2 – 60	2200
0495xxx.UXA	2 – 60	500
0495xxx.TXA	2 – 60	10
0495900.Z	SHUNT	2200
0495900.X	SHUNT	1

JCASE® Series

Cartridge Fuses – Rated 32V

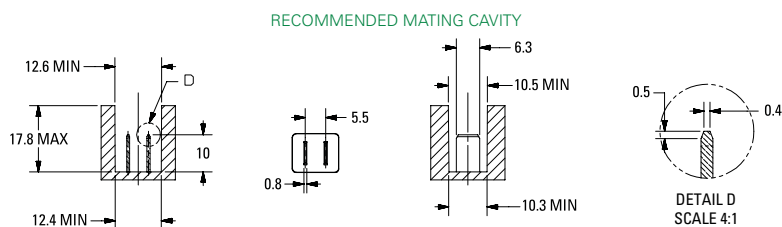
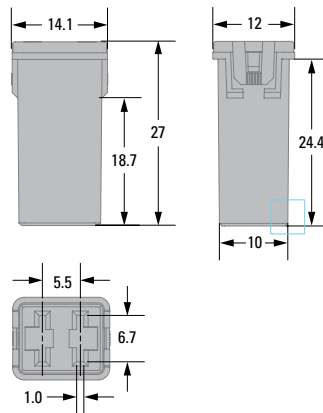
Ratings

Part Number	Current Rating (A)	Housing Material Color	Test Cable Size (mm ²)	Typ. Voltage Drop (mV)	Typ. Cold Resistance (mΩ)	Typ. I ² t (A ² s)
0495020_	20		4	106	4.29	1700
0495025_	25		4	101	3.28	3200
0495030_	30		4	91	2.12	1500
0495040_	40		4	87	1.30	3700
0495050_	50		6	88	0.99	8800
0495060_	60		6	87	0.76	19 500
0495900_	SHUNT		-	-	-	-

Note: The typical I²t is an average value calculated from the breaking capacity tests by using the melting time before the arcing occurs.

Dimensions

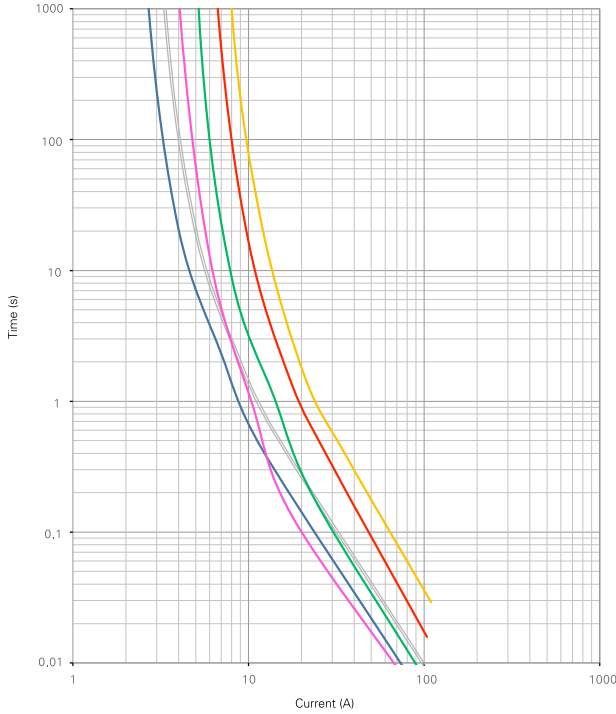
Dimensions in mm. Please refer to the outline drawing for dimensions and tolerances.



JCASE® Series

Cartridge Fuses – Rated 32V

Time-Current Characteristic



% of Rating	Opening Time Min. / Max. (s)
110	360 000 / -
135	60 / 1800
200	4 / 60
350	0.2 / 7
600	0.04 / 1

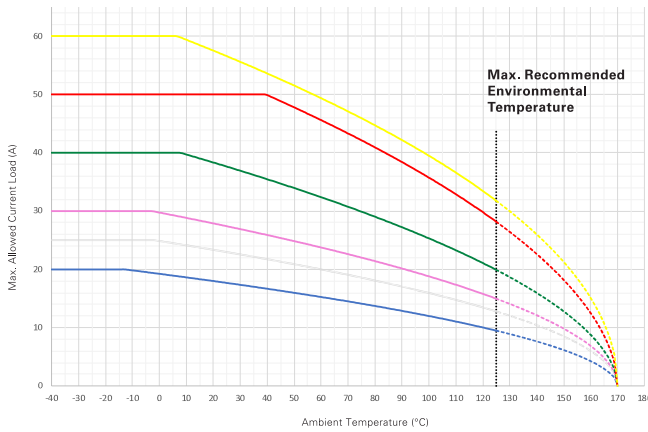
- 20 A
- 25 A
- 30 A
- 40 A
- 50 A
- 60 A

Note: Current recommendation may be impacted by the final condition of the application (terminals characteristics, wire size etc.). Please contact Littelfuse® for more information.

Typical Derating Curves

Temperature security margin is 20%.

Please contact Littelfuse® for Details Regarding Derating Test Set Up.



	Max. allowed current load (A) at ambient temperature based on typical derating						
	-40 °C	0 °C	20 °C	65 °C	85 °C	110 °C	125 °C
20 A	20	20	20	17	15	12	10
25 A	25	25	25	20	18	15	13
30 A	30	30	30	28	25	21	18
40 A	40	40	40	37	33	27	23
50 A	50	50	49	40	36	29	25
60 A	60	60	60	51	46	38	33

- 20 A
- 25 A
- 30 A
- 40 A
- 50 A
- 60 A

Note: Current recommendation may be impacted by the final condition of the application (terminals characteristics, wire size etc.). Please contact Littelfuse® for more information.

Disclaimer Notice - Information furnished is believed to be accurate and reliable. However, users should independently evaluate the suitability of and test each product selected for their own applications. Littelfuse products are not designed for, and may not be used in, all applications. Read complete Disclaimer Notice at <https://www.littelfuse.com/legal/disclaimers/product-disclaimer.aspx>

OUR CERTIFICATE

DiGi provide top-quality products and perfect service for customer worldwide through standardization, technological innovation and continuous improvement. DiGi through third-party certification, we stricly control the quality of products and services. Welcome your RFQ to

Email: Info@DiGi-Electronics.com



Tel: +00 852-30501935

RFQ Email: Info@DiGi-Electronics.com

DiGi is a global authorized distributor of electronic components.