


www.digi-electronics.com



XCKU035-2SFVA784E

<https://www.DiGi-Electronics.com>

-2SFVA784E Datasheet

DiGi Electronics Part Number	XCKU035-2SFVA784E-DG
Manufacturer	AMD
Manufacturer Product Number	XCKU035-2SFVA784E
Description	IC FPGA 468 I/O 784FCBGA

Detailed Description Kintex® UltraScale™ Field Programmable Gate Array (FPGA) IC 468 19456000 444343 784-BFBGA, FCCSP

Tel: +00 852-30501935

RFQ Email: Info@DiGi-Electronics.com

DiGi is a global authorized distributor of electronic components.

Purchase and inquiry

Manufacturer Product Number:

XCKU035-2SFVA784E

Series:

Kintex® UltraScale™

DiGi-Electronics Programmable:

Not Verified

Number of Logic Elements/Cells:

444343

Number of I/O:

468

Mounting Type:

Surface Mount

Package / Case:

784-BFBGA, FCCSP

Base Product Number:

XCKU035

Manufacturer:

AMD

Product Status:

Active

Number of LABs/CLBs:

25391

Total RAM Bits:

19456000

Voltage - Supply:

0.922V ~ 0.979V

Operating Temperature:

0°C ~ 100°C (TJ)

Supplier Device Package:

784-FCCSPBGA (23x23)

Environmental & Export classification

RoHS Status:

ROHS3 Compliant

REACH Status:

REACH Unaffected

HTSUS:

Moisture Sensitivity Level (MSL):

4 (72 Hours)

ECCN:

3A991D

UltraScale FPGA Product Tables and Product Selection Guide



KINTEX.
UltraSCALE

VIRTEX.
UltraSCALE

XILINX
ALL PROGRAMMABLE.™

Kintex® UltraScale™ FPGAs

	Device Name	KU025 ⁽¹⁾	KU035	KU040	KU060	KU085	KU095	KU115
Logic Resources	System Logic Cells (K)	318	444	530	726	1,088	1,176	1,451
	CLB Flip-Flops	290,880	406,256	484,800	663,360	995,040	1,075,200	1,326,720
	CLB LUTs	145,440	203,128	242,400	331,680	497,520	537,600	663,360
Memory Resources	Maximum Distributed RAM (Kb)	4,230	5,908	7,050	9,180	13,770	4,800	18,360
	Block RAM/FIFO w/ECC (36Kb each)	360	540	600	1,080	1,620	1,680	2,160
	Block RAM/FIFO (18Kb each)	720	1,080	1,200	2,160	3,240	3,360	4,320
	Total Block RAM (Mb)	12.7	19.0	21.1	38.0	56.9	59.1	75.9
Clock Resources	CMT (1 MMCM, 2 PLLs)	6	10	10	12	22	16	24
	I/O DLL	24	40	40	48	56	64	64
I/O Resources	Maximum Single-Ended HP I/Os	208	416	416	520	572	650	676
	Maximum Differential HP I/O Pairs	96	192	192	240	264	288	312
	Maximum Single-Ended HR I/Os	104	104	104	104	104	52	156
	Maximum Differential HR I/O Pairs	48	48	48	48	56	24	72
Integrated IP Resources	DSP Slices	1,152	1,700	1,920	2,760	4,100	768	5,520
	System Monitor	1	1	1	1	2	1	2
	PCIe® Gen1/2/3	1	2	3	3	4	4	6
	Interlaken	0	0	0	0	0	2	0
	100G Ethernet	0	0	0	0	0	2	0
	16.3Gb/s Transceivers (GTH/GTY)	12	16	20	32	56	64 ⁽²⁾	64
Speed Grades	Commercial	-1	-1	-1	-1	-1	-1	-1
	Extended	-2	-2 -3	-2 -3	-2 -3	-2 -3	-2	-2 -3
	Industrial	-1 -2	-1 -1L -2	-1 -1L -2	-1 -1L -2	-1 -1L -2	-1 -2	-1 -1L -2

	Package Footprint ^(3, 4, 5, 6)	Package Dimensions (mm)	HR I/O, HP I/O, GTH/GTY					
	A784 ⁽⁷⁾	23x23 ⁽⁸⁾		104, 364, 8	104, 364, 8			
A676 ⁽⁷⁾	27x27		104, 208, 16	104, 208, 16				
A900 ⁽⁷⁾	31x31		104, 364, 16	104, 364, 16				
A1156	35x35	104, 208, 12	104, 416, 16	104, 416, 20	104, 416, 28		52, 468, 28	
A1517	40x40				104, 520, 32	104, 520, 48		104, 520, 48
C1517	40x40						52, 468, 40	
D1517	40x40							104, 234, 64
B1760	42.5x42.5					104, 572, 44	52, 650, 48	104, 598, 52
A2104	47.5x47.5							156, 676, 52
B2104	47.5x47.5						52, 650, 64	104, 598, 64
D1924	45x45							156, 676, 52
F1924	45x45					104, 520, 56		104, 624, 64

Notes:

1. Certain advanced configuration features are not supported in the KU025. Refer to the Configuring FPGAs section in DS890, *UltraScale Architecture and Product Overview*.
2. GTY transceivers in KU095 devices support data rates up to 16.3Gb/s.
3. Packages with the same package footprint designator, e.g., A2104, are footprint compatible with all other UltraScale devices with the same sequence. See the [migration table](#) for details on inter-family migration.
4. Maximum achievable performance is device and package dependent; consult the associated data sheet for details.
5. For full part number details, see the Ordering Information section in DS890, *UltraScale Architecture and Product Overview*.
6. See UG575, *UltraScale Architecture Packaging and Pinouts User Guide* for more information.
7. GTH transceivers in A784, A676, and A900 packages support data rates up to 12.5Gb/s.
8. 0.8mm ball pitch. All other packages listed 1mm ball pitch.

Virtex® UltraScale™ FPGAs

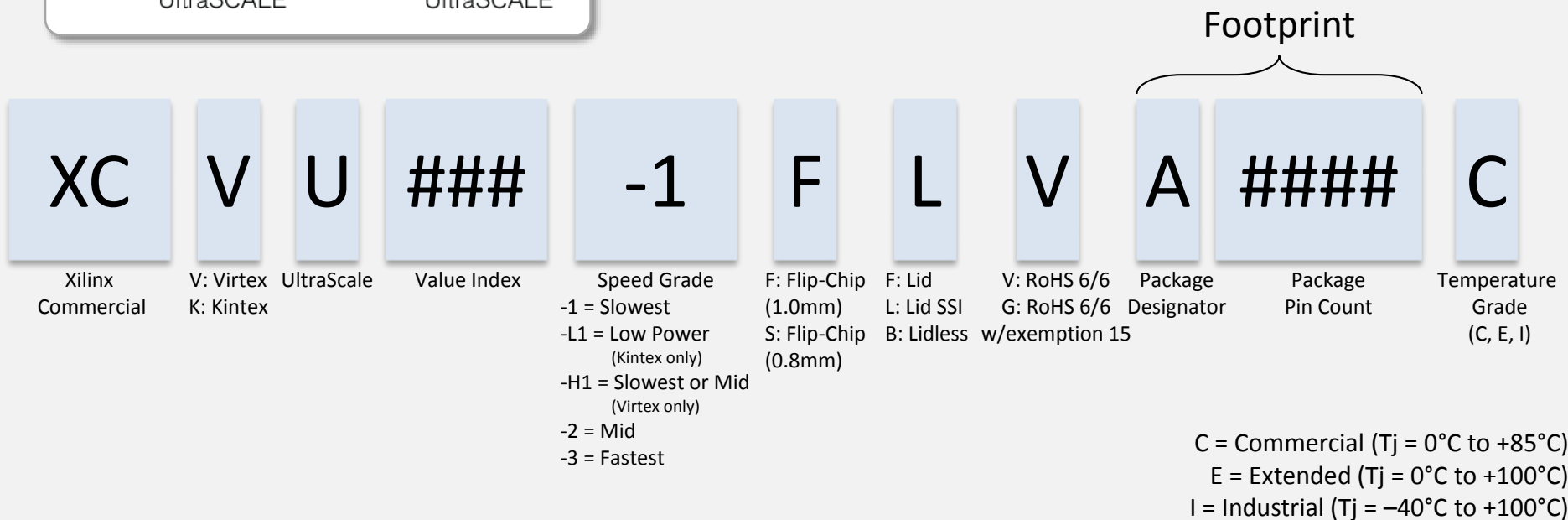
	Device Name	XCVU065	XCVU080	XCVU095	XCVU125	XCVU160	XCVU190	XCVU440
Logic Resources	System Logic Cells (K)	783	975	1,176	1,567	2,027	2,350	5,541
	CLB Flip-Flops	716,160	891,424	1,075,200	1,432,320	1,852,800	2,148,480	5,065,920
	CLB LUTs	358,080	445,712	537,600	716,160	926,400	1,074,240	2,532,960
Memory Resources	Maximum Distributed RAM (Kb)	4,830	3,980	4,800	9,660	12,690	14,490	28,710
	Block RAM/FIFO w/ECC (36Kb each)	1,260	1,421	1,728	2,520	3,276	3,780	2,520
	Block RAM/FIFO (18Kb each)	2,520	2,842	3,456	5,040	6,552	7,560	5,040
	Total Block RAM (Mb)	44.3	50.0	60.8	88.6	115.2	132.9	88.6
Clock Resources	CMT (1 MMCM, 2 PLLs)	10	16	16	20	28	30	30
	I/O DLL	40	64	64	80	120	120	120
	Transceiver Fractional PLL	5	8	8	10	13	15	0
I/O Resources	Maximum Single-Ended HP I/Os	468	780	780	780	650	650	1,404
	Maximum Differential HP I/O Pairs	216	360	360	360	300	300	648
	Maximum Single-Ended HR I/Os	52	52	52	52	52	52	52
	Maximum Differential HR I/O Pairs	24	24	24	24	24	24	24
Integrated IP Resources	DSP Slices	600	672	768	1,200	1,560	1,800	2,880
	System Monitor	1	1	1	2	3	3	3
	PCIe® Gen1/2/3	2	4	4	4	4	6	6
	Interlaken	3	6	6	6	8	9	0
	100G Ethernet	3	4	4	6	9	9	3
	GTH 16.3Gb/s Transceivers	20	32	32	40	52	60	48
Speed Grades	GTY 30.5Gb/s Transceivers	20	32	32	40	52	60	0
	Commercial	—	—	—	—	—	—	-1
	Extended	-1H -2 -3	-1H -2 -3	-1H -2 -3	-1H -2 -3	-1H -2 -3	-1H -2 -3	-2 -3
	Industrial	-1 -2	-1 -2	-1 -2	-1 -2	-1 -2	-1 -2	-1 -2

	Package Footprint ^(1, 2, 3)	Package Dimensions (mm)	HR I/O, HP I/O, GTH 16.3Gb/s, GTY 30.5Gb/s					
Footprint Compatible with Kintex® UltraScale Devices	C1517	40x40	52, 468, 20, 20	52, 468, 20, 20	52, 468, 20, 20			
	D1517	40x40		52, 286, 32, 32	52, 286, 32, 32	52, 286, 40, 32		
	B1760	42.5x42.5		52, 650, 32, 16	52, 650, 32, 16	52, 650, 36, 16		
	A2104	47.5x47.5		52, 780, 28, 24	52, 780, 28, 24	52, 780, 28, 24		
	B2104	47.5x47.5		52, 650, 32, 32	52, 650, 32, 32	52, 650, 40, 36	52, 650, 40, 36	52, 650, 40, 36
	C2104	47.5x47.5			52, 364, 32, 32	52, 364, 40, 40	52, 364, 52, 52	52, 364, 52, 52
	B2377	50x50						52, 1248, 36, 0
	A2577	52.5x52.5						0, 448, 60, 60
	A2892	55x55						52, 1404, 48, 0

Notes:

1. Packages with the same package footprint designator, e.g., A2104, are footprint compatible with all other UltraScale devices with the same sequence. See the [migration table](#) for details on inter-family migration.
2. For full part number details, see the Ordering Information section in DS890, *UltraScale Architecture and Product Overview*.
3. See UG575, *Kintex UltraScale and Virtex UltraScale FPGAs Packaging and Pinouts User Guide* for more information.

UltraScale Device Ordering Information



For valid part/package combinations,
go to [DS890](#), *UltraScale Architecture and Product Overview: Device-Package Combinations and Maximum I/Os Tables*

Important: Verify all data in this document with the device data sheets found at www.xilinx.com

UltraScale™ Device Footprint Compatibility

HR I/O, HP I/O, GTH 16.3Gb/s; GTY 30.5Gb/s

23mm–42.5mm

Package Dimensions (mm)	23x23	27x27	31x31	35x35	40x40			42.5x42.5
Package Footprint	A784	A676	A900	A1156	A1517	C1517	D1517	B1760
XCKU025				104, 208, 12, 0				
XCKU035	104, 364, 8, 0	104, 208, 16, 0	104, 364, 16, 0	104, 416, 16, 0				
XCKU040	104, 364, 8, 0	104, 208, 16, 0	104, 364, 16, 0	104, 416, 20, 0				
XCKU060				104, 416, 28, 0	104, 520, 32, 0			
XCKU085				N/A	104, 520, 48, 0			104, 572, 44, 0
XCKU095				52, 468, 20, 8 ⁽¹⁾	N/A	52, 468, 20, 20 ⁽¹⁾		52, 650, 32, 16 ⁽¹⁾
XCKU115					104, 520, 48, 0	N/A	104, 234, 64, 0	104, 598, 52, 0
XCVU065						52, 468, 20, 20	N/A	N/A
XCVU080	<div style="border: 1px solid black; padding: 5px; text-align: center;"> Footprint compatibility is indicated by shading per column. </div>					52, 468, 20, 20	52, 286, 32, 32	52, 650, 32, 16
XCVU095						52, 468, 20, 20	52, 286, 32, 32	52, 650, 32, 16
XCVU125							52, 286, 40, 32	52, 650, 36, 16

Notes:

1. GTY transceivers in KU095 devices support data rates up to 16.3Gb/s. Refer to data sheet for details.

Important: Verify all data in this document with the device data sheets found at www.xilinx.com

UltraScale™ Device Footprint Compatibility

45mm–55mm

HR I/O, HP I/O, GTH 16.3Gb/s; GTY 30.5Gb/s

Package Dimensions (mm)	45x45		47.5x47.5			50x50	52.5x52.5	55x55
Package Footprint	D1924	F1924	A2104	B2104	C2104	B2377	A2577	A2892
XCKU035								
XCKU040								
XCKU060								
XCKU085		104, 520, 56, 0						
XCKU095		N/A		52, 650, 32, 32 ⁽¹⁾				
XCKU115	156, 676, 52, 0	104, 624, 64, 0	156, 676, 52, 0	104, 598, 64, 0				
XCVU065			N/A	N/A				
XCVU080			52, 780, 28, 24	52, 650, 32, 32				
XCVU095			52, 780, 28, 24	52, 650, 32, 32	52, 364, 32, 32			
XCVU125			52, 780, 28, 24	52, 650, 40, 36	52, 364, 40, 40			
XCVU160				52, 650, 40, 36	52, 364, 52, 52			
XCVU190	Footprint compatibility is indicated by shading per column.			52, 650, 40, 36	52, 364, 52, 52		0, 448, 60, 60	
XCVU440						52, 1248, 36, 0		52, 1404, 48, 0

Notes:

1. GTY transceivers in KU095 devices support data rates up to 16.3Gb/s. Refer to data sheet for details.

Important: Verify all data in this document with the device data sheets found at www.xilinx.com

UltraScale Architecture Migration Table

UltraScale and UltraScale+ families provide footprint compatibility to enable users to migrate designs from one device or family to another. Any two packages with the same footprint identifier code are footprint compatible.

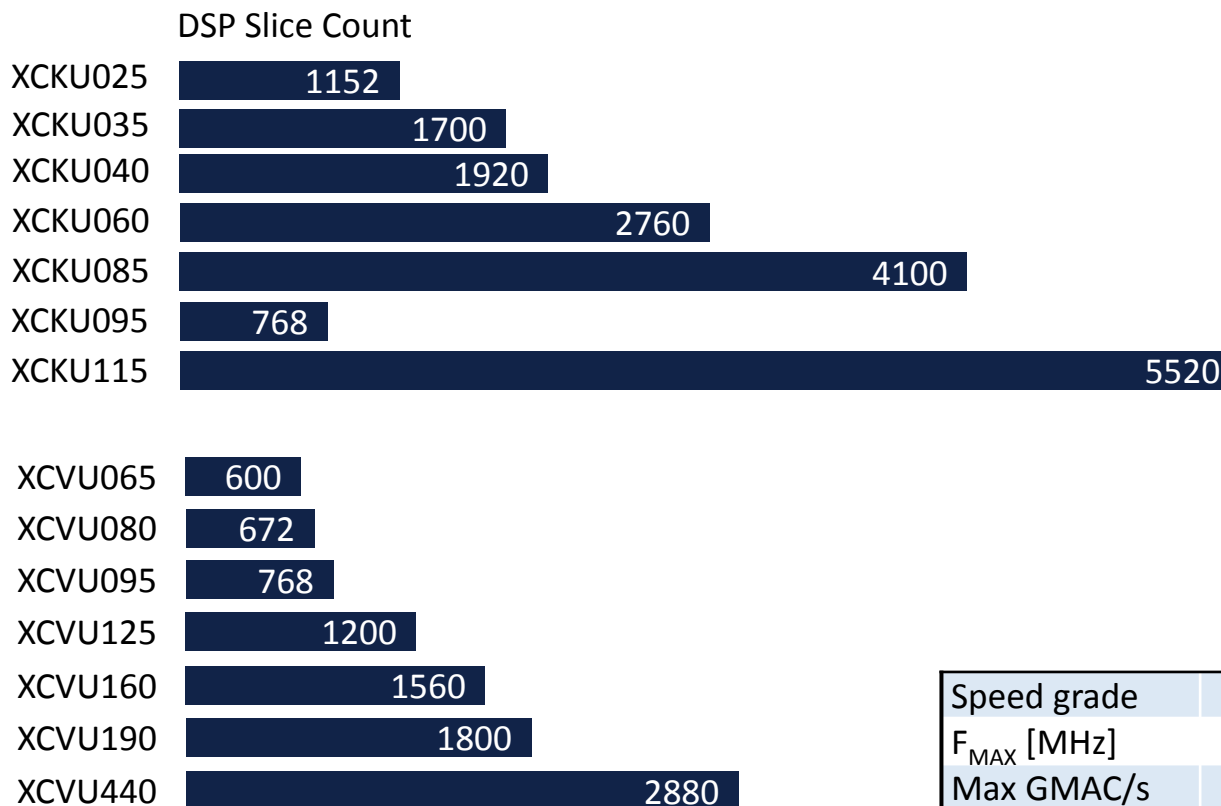
Pkg	mm	Kintex® UltraScale™					Kintex UltraScale+™					Virtex® UltraScale					Virtex UltraScale+											
		KU025	KU035	KU040	KU060	KU085	KU095	KU115	KU3P	KU5P	KU9P	KU11P	KU13P	KU15P	VU065	VU080	VU095	VU125	VU160	VU190	VU440	VU3P	VU5P	VU7P	VU9P	VU11P	VU13P	
A784	23	■	■																									
B784	23							■	■																			
A676	27	■	■	—	—	—	—	■	■																			
B676	27							■	■																			
A900	31	■	■																									
D900	31							■	■	—	■																	
E900	31									■	—	■																
A1156	35	■	■	■	■	■	■	■	■	■	■	■	■															
A1517	40				■	■	■	■																				
C1517	40						■	■	■	■	■	■	■	■	■	■	■	■	■	■	■	■	■	■	■	■	■	■
D1517	40							■	■	■	■	■	■	■	■	■	■	■	■	■	■	■	■	■	■	■	■	■
E1517	40										■	■	■															
A1760	42.5												■															
B1760	42.5				■	■	■	■	■	■	■	■	■	■	■	■	■	■	■	■	■	■	■	■	■	■	■	■
E1760	42.5												■															
D1924	45								■																			
F1924	45				■	■	■	■	■	■	■	■	■	■	■	■	■	■	■	■	■	■	■	■	■	■	■	■
A2104	47.5 ⁽¹⁾							■	■	■	■	■	■	■	■	■	■	■	■	■	■	■	■	■	■	■	■	■
B2104	47.5 ⁽¹⁾					■	■	■	■	■	■	■	■	■	■	■	■	■	■	■	■	■	■	■	■	■	■	■
C2104	47.5 ⁽¹⁾																											
B2377	50																											
A2577	52.5																											
A2892	55																											

Notes:
 1. The body size of the VU13P device in the A2104, B2104, and C2104 packages is 52.5mm. These packages are footprint compatible with the corresponding 47.5mm body size packages. See [UG583](#), *UltraScale Architecture PCB Design User Guide* for important migration details.

Legend
 ■ Device
 — Migration Path

Digital Signal Processing Metrics

UltraScale architecture further enhances the Xilinx DSP48 slice with features designed to allow users to do more calculations in fewer DSP resources, enhancing both device utilization and performance. Examples include wider multipliers for floating point calculations, wide XOR functions for ECC, CRC, and EFEC, and pre-adder squaring for rounding algorithms.

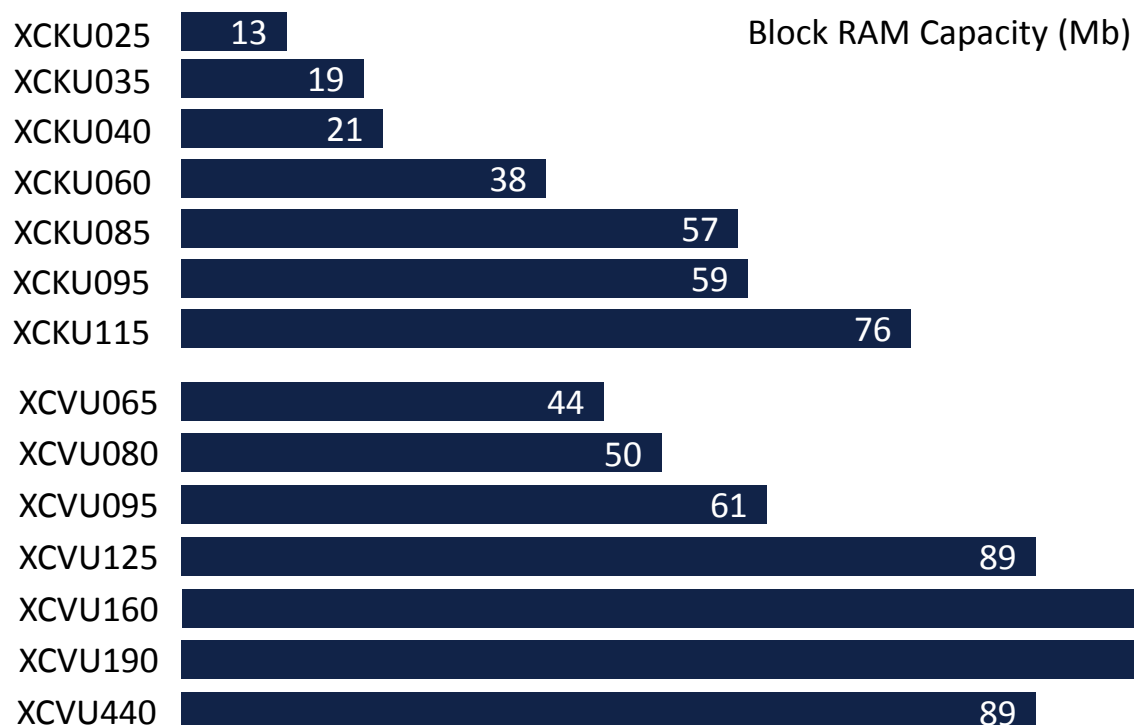


Speed grade	-1	-2	-3
F _{MAX} [MHz]	594	661	741
Max GMAC/s	6558	7297	8181

For more information, refer to: [UG579](#), *UltraScale Architecture DSP Slice User Guide*

Block RAM Metrics

UltraScale architecture block RAM adds new features to increase performance, device utilization, and power efficiency. These new features are designed to provide highly efficient solutions for applications in the Wireless, Wired, Video, and Signal Processing markets by offering hardened memory cascade to reduce fabric use and increase performance, and flexible hard FIFO and user accessible dynamic power control to reduce power.



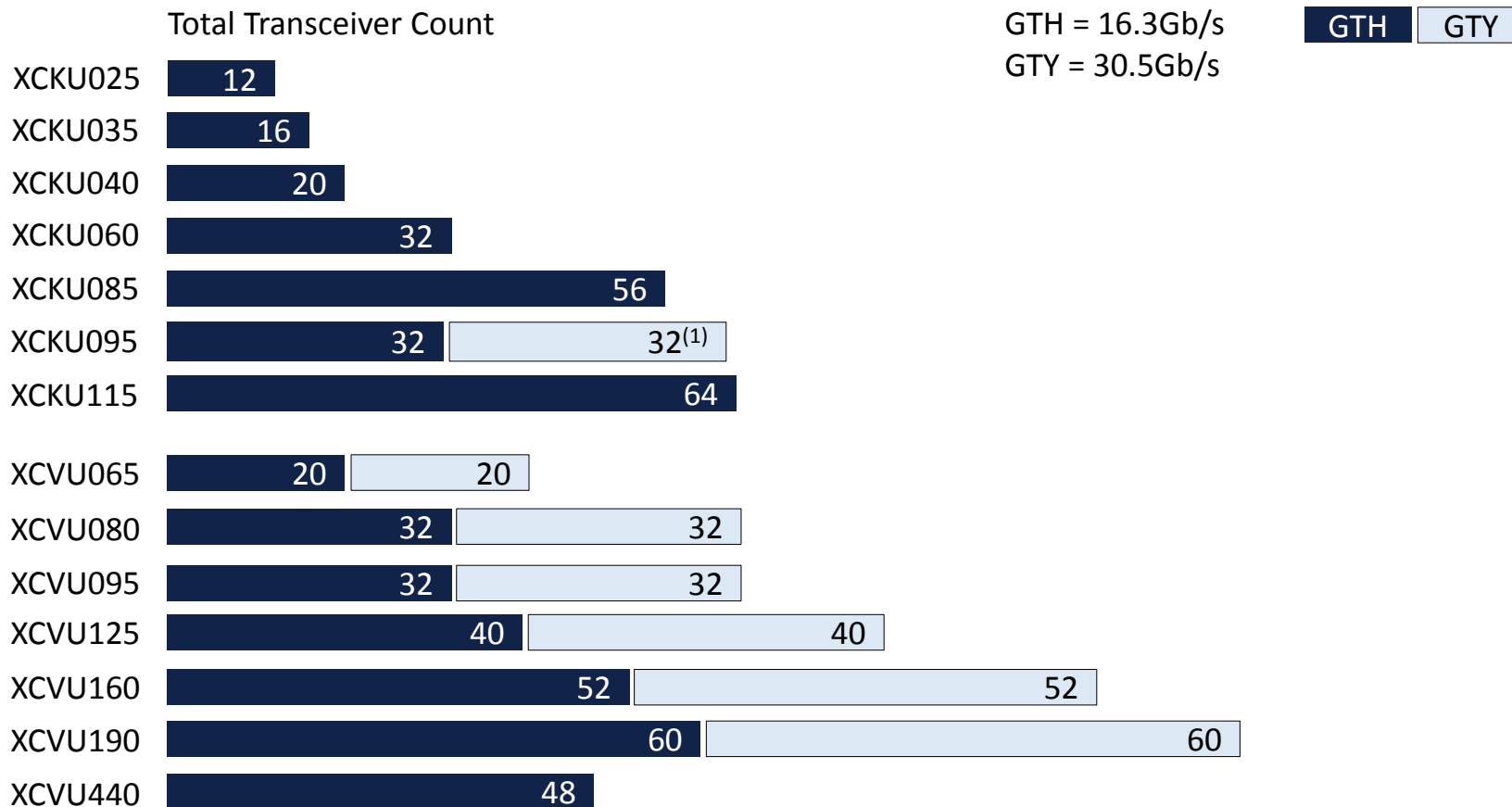
Speed grade	-1	-2	-3
True dual-port Block RAM F _{MAX} [MHz]	525	585	660

For more information, refer to: [UG573](#), *UltraScale Architecture Memory Resources User Guide*

Important: Verify all data in this document with the device data sheets found at www.xilinx.com

High-Speed Serial Transceivers

For high bandwidth applications, including 500Gb/s, 400Gb/s, and 100Gb/s line cards, serial data transmission across backplanes and longer distances is becoming increasingly important. UltraScale architecture serial transceivers include the proven on-chip circuits required to provide optimal signal integrity in real world environments, at data rates up to 16.3Gb/s (GTH) and 30.5Gb/s (GTY).



For more information, refer to [UG576](#), *UltraScale Architecture GTH Transceivers User Guide* and [UG578](#), *UltraScale Architecture GTY Transceivers User Guide*

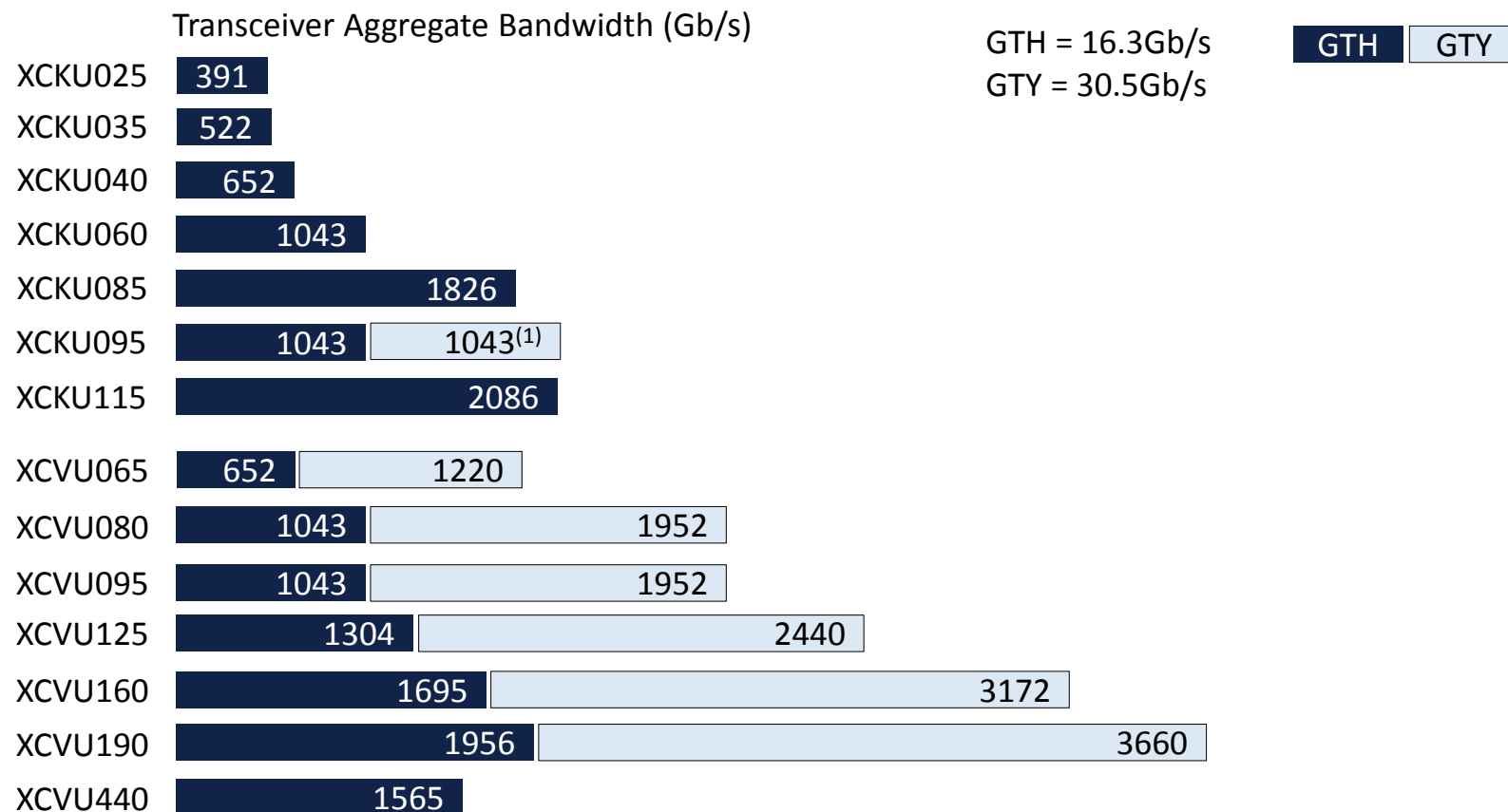
Notes:

1. GTY up to 16.3Gb/s. Refer to data sheet for details.

Important: Verify all data in this document with the device data sheets found at www.xilinx.com

Transceiver Aggregate Bandwidth

For high bandwidth applications, including 500Gb/s, 400Gb/s, and 100Gb/s line cards, serial data transmission across backplanes and longer distances is becoming increasingly important. UltraScale architecture serial transceivers include the proven on-chip circuits required to provide optimal signal integrity in real world environments, at data rates up to 16.3Gb/s (GTH) and 30.5Gb/s (GTY).



Transceiver Aggregate Bandwidth (Gb/s) = # of Transceivers x Maximum Line Rate x 2 (Full Duplex)

For more information, refer to [UG576](#), *UltraScale Architecture GTH Transceivers User Guide* and [UG578](#), *UltraScale Architecture GTY Transceivers User Guide*

Notes:

1. GTY up to 16.3Gb/s. Refer to data sheet for details.

Important: Verify all data in this document with the device data sheets found at www.xilinx.com

References



[DS890](#), *UltraScale Architecture and Product Overview*

[DS892](#), *Kintex UltraScale FPGA Data Sheet: DC and AC Switching Characteristics*

[DS893](#), *Virtex UltraScale FPGA Data Sheet: DC and AC Switching Characteristics*

[UG570](#), *UltraScale Architecture Configuration User Guide*

[UG571](#), *UltraScale Architecture SelectIO Resources User Guide*

[UG572](#), *UltraScale Architecture Clocking Resources User Guide*

[UG573](#), *UltraScale Architecture Memory Resources User Guide*

[UG574](#), *UltraScale Architecture Configurable Logic Block User Guide*

[UG575](#), *Kintex UltraScale and Virtex UltraScale FPGAs Packaging and Pinout User Guide*

[UG576](#), *UltraScale Architecture GTH Transceivers User Guide*

[UG578](#), *UltraScale Architecture GTY Transceivers User Guide*

[UG579](#), *UltraScale Architecture DSP Slice User Guide*

[UG580](#), *UltraScale Architecture System Monitor User Guide*

[UG583](#), *UltraScale Architecture PCB and Pin Planning User Guide*

[PG150](#), *LogiCORE IP UltraScale Architecture-Based FPGAs Memory Interface Solutions*

OUR CERTIFICATE

DiGi provide top-quality products and perfect service for customer worldwide through standardization, technological innovation and continuous improvement. DiGi through third-party certification, we stricly control the quality of products and services. Welcome your RFQ to

Email: Info@DiGi-Electronics.com



Tel: +00 852-30501935

RFQ Email: Info@DiGi-Electronics.com

DiGi is a global authorized distributor of electronic components.