


[www.digi-electronics.com](http://www.digi-electronics.com)



**XCVP1502-2LSEVSVA2785**

<https://www.DiGi-Electronics.com>

# 2LSEVSVA2785 Datasheet

DiGi Electronics Part Number XCVP1502-2LSEVSVA2785-DG

Manufacturer **AMD**

Manufacturer Product Number XCVP1502-2LSEVSVA2785

Description IC VERSAL PREM ACAP FPGA 2785BGA

Detailed Description Dual ARM® Cortex®-A72 MPCore™ with CoreSight™, Dual ARM®Cortex™-R5F with CoreSight™ System On Chip (SOC) IC Versal® Premium Versal™ Premium FPGA, 3.7M Logic Cells 450MHz, 1.08GHz 2785-BGA (50x50)

Tel: +00 852 30501935

RFQ Email: [Info@DiGi-Electronics.com](mailto:Info@DiGi-Electronics.com)

DiGi is a global authorized distributor of electronic components.

## Purchase and inquiry

Manufacturer Product Number:

XCVP1502-2LSEVSVA2785

Series:

Versal® Premium

Architecture:

MPU, FPGA

Flash Size:

-

Peripherals:

DDR, DMA, PCIe

Speed:

450MHz, 1.08GHz

Operating Temperature:

0°C ~ 100°C (TJ)

Supplier Device Package:

2785-BGA (50x50)

Manufacturer:

AMD

Product Status:

Active

Core Processor:

Dual ARM® Cortex®-A72 MPCore™ with CoreSight™, Dual ARM®Cortex™-R5F w

RAM Size:

256KB

Connectivity:

CANbus, EBI/EMI, Ethernet, I2C, MMC/SD/SDIO, SPI, UART/USART, USB OTG

Primary Attributes:

Versal™ Premium FPGA, 3.7M Logic Cells

Package / Case:

2785-BFBGA

Number of I/O:

702

DiGi is a global authorized distributor of electronic components.

# AMD Versal™ AI Core Series Product Selection Guide

# AMD Versal™ AI Core Series – Resources

All parameters listed are maximum values. Verify all data in this document with the device data sheets or product guides.

	VC1502	VC1702	VC1802	VC1902	VC2602	VC2802
AI Engine	AI Engines Tiles	198	304	300	400	0
	AI Engine-ML Tiles	0	0	0	0	152
	AI Engine Data Memory (Mb)	50	76	75	100	76
	AIE-ML Shared Memory (Mb)	0	0	0	0	304
Programmable Logic	System Logic Cells (K)	815	981	1,586	1,968	820
	LUTs	372,352	448,512	725,000	899,840	375,000
	DSP Engines	1,032	1,312	1,600	1,968	984
	Distributed RAM (Mb)	11	14	22	27	11
Memory	Total Block RAM (Mb)	30	34	28	34	17
	UltraRAM (Mb)	110	130	91	130	63
	Accelerator RAM (Mb)	0	0	0	0	0
	Total PL Memory (Mb)	151	178	141	191	91
	DDR Memory Controllers (DDRM/C)	3	3	4	4	3
	DDR Bus Width	192	192	256	256	192
Processing System	Application Processing Unit	Dual-core Arm® Cortex®-A72, 48 KB/32 KB L1 Cache w/ parity & ECC; 1 MB L2 Cache w/ ECC				
	Real-Time Processing Unit	Dual-core Arm Cortex-R5F, 32 KB/32 KB L1 Cache, and 256 KB TCM w/ECC				
	Memory	256 KB On-Chip Memory w/ECC				
	Connectivity	Ethernet (x2); UART (x2); CAN-FD (x2); USB 2.0 (x1); SPI (x2); I2C (x2)				
Serial Transceivers	GTY Transceivers	32	44	44	44	0
	GTYP Transceivers	0	0	0	0	32 <sup>(1)</sup>
Integrated Protocol IP	PCIe® w/DMA (CPM4)	1 x Gen4x16	1 x Gen4x16	1 x Gen4x16	1 x Gen4x16	–
	PCIe w/DMA (CPM5)	–	–	–	–	2 x Gen5x8
	PCIe (PL PCIE4)	4 x Gen4x8	4 x Gen4x8	4 x Gen4x8	4 x Gen4x8	–
	PCIe (PL PCIE5)	–	–	–	–	4 x Gen5x4
	100G Multirate Ethernet MAC	3	4	4	4	2
Platform	Video Decoder Engines (VDEs)	–	–	–	–	2
	Platform Management Controller	Boot, Security, Safety, Monitoring, and High-Speed Debug				
Ordering Information	Extended Temp <sup>(2)</sup>	-1MSE, -1LSE, -2MSE, -2MLE, -2LSE, -2LLE				
	Industrial Temp <sup>(2)</sup>	-1MSI, -1MLI, -1LSI, -1LLI, -2MSI, -2MLI, -2LLI, -2HSI				

## Notes:

- 16 GTYP transceivers are dedicated to CPM5 for PCI Express use.
- In extended and industrial temperature grades, some ordering combinations can operate for a limited time with a junction temperature of 110°C. Timing parameters adhere to the same speed file at 110°C as they do below 110°C, regardless of operating voltage. Operation at 110°C Tj is limited to 3% of the device lifetime and can occur sequentially or at regular intervals as long as the total time does not exceed 3% of device lifetime.

# AMD Versal™ AI Core Series – Packaging

		VC1502	VC1702	VC1802	VC1902	VC2602	VC2802
Package	Package Dimensions (mm)	Ball Pitch (mm)	XPIO DDR Only, XPIO DDR+PL, XPIO PL Only HDIO, MIO GTY, GTYP				
NSVG1369	35x35	0.92	132, 246, 0 22, 78 24, 0	132, 246, 0 44, 78 24, 0			
NSVH1369	35x35	0.92				132, 192, 0 44, 78 0, 32	132, 192, 0 44, 78 0, 32
VSVA1596	37.5x37.5	0.92	132, 246, 0 22, 78 32, 0	132, 246, 0 44, 78 32, 0			
VIVA1596	40x40	0.92			132, 246, 0 44, 78 32, 0	132, 246, 0 44, 78 32, 0	
VSVD1760	40x40	0.92			186, 462, 0 0, 78 24, 0	186, 462, 0 0, 78 24, 0	
VSVH1760	40x40	0.92				186, 300, 0 44, 78 0, 32	186, 300, 0 44, 78 0, 32
VSVA2197	45x45	0.92	192, 294, 0 22, 78 32, 0	192, 294, 0 44, 78 44, 0	186, 462, 0 44, 78 44, 0	186, 462, 0 44, 78 44, 0	

All parameters listed are maximum values. Verify all data in this document with the device data sheets or product guides.

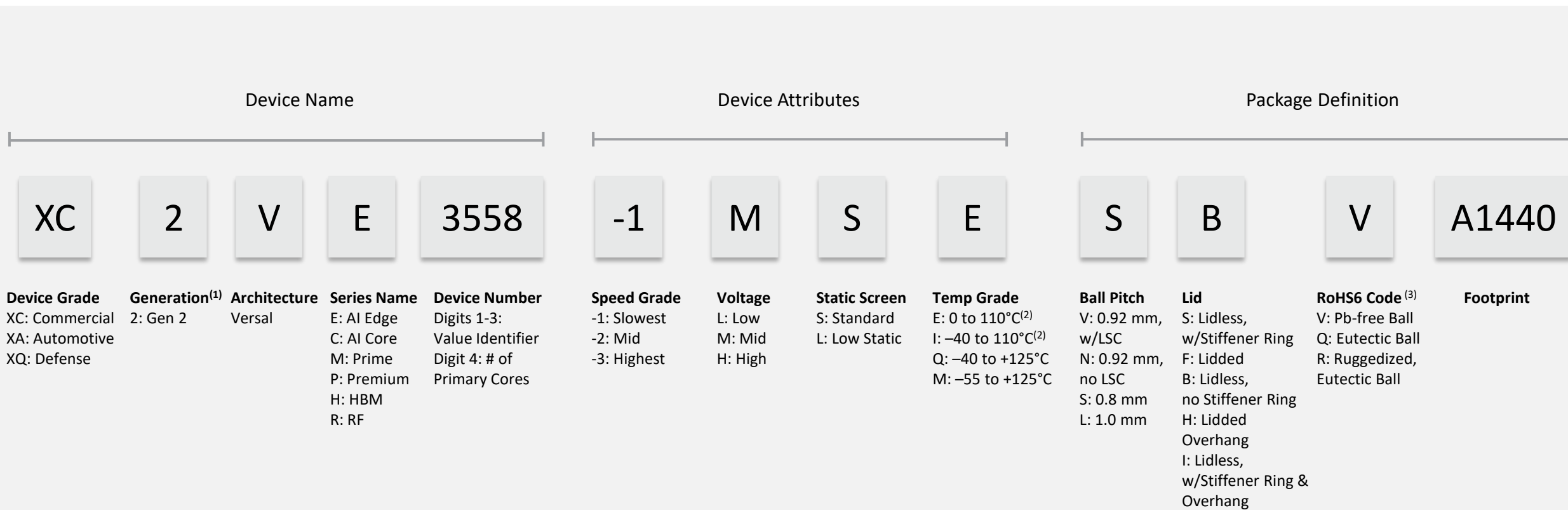
# AMD Versal™ AI Core Series – Figures of Merit

		VC1502	VC1702	VC1802	VC1902	VC2602	VC2802
AI Engine	AI Engine Peak Perf – INT8	TOPS	66	101	100	133	202
	AI Engine Peak Perf – INT8x16	TOPS	33	51	50	67	101
	AI Engine Peak Perf – INT16	TOPS	16	25	25	33	51
	AI Engine Peak Perf – CINT16	Complex TOPS	4.1	6.3	6.2	8.3	12.6
	AI Engine Peak Perf – FP32	TFLOPs	4.1	6.3	6.2	8.3	16.6
	AI Engine Peak SRAM Bandwidth	Tb/s	264	405	399	532	405
Programmable Logic	DSP Engine Peak Perf – INT8	TOPS	7.1	9.1	11.0	13.6	9.1
	DSP Engine Peak Perf – INT24	TOPS	2.4	3.0	3.7	4.5	3.0
	DSP Engine Peak Perf – CINT18	Complex TOPS	1.0	1.3	1.6	1.9	1.3
	DSP Engine Peak Perf – FP32	TFLOPs	1.7	2.1	2.6	3.2	2.1
Processing System	Arm® Cortex-A72 Performance	DMIPs	18,942	18,942	18,942	18,942	19,516
	Arm Cortex-R5F Performance	DMIPs	2,672	2,672	2,672	2,672	2,672
Memory	Total Bandwidth - Block RAM	Tb/s	122	137	115	139	86
	Total Bandwidth - Ultra RAM	Tb/s	41	49	35	49	28
	Total Bandwidth - Accelerator RAM	Tb/s	0.0	0.0	0.0	0.0	0.0
	Total SRAM Bandwidth	Tb/s	164	186	150	188	114
I/O	Transceiver Bandwidth	Tb/s	1.81	2.48	2.48	2.48	2.10
	Sensor I/O Bandwidth	Gb/s	941	941	1,478	1,478	960
Platform	DDR4 Memory Bandwidth	GB/s	76.8	76.8	102.4	102.4	76.8
	LPDDR4 Memory Bandwidth	GB/s	102.4	102.4	136.5	136.5	102.4
	NoC Cross-sectional Bandwidth	Tb/s	1.7	1.7	2.2	2.2	1.7

All parameters listed are maximum values. Verify all data in this document with the device data sheets or product guides.




# AMD Versal™ Device Ordering Information



Note:

1. This character is only present in Versal AI Edge Series Gen 2, Prime Series Gen 2, and Premium Series Gen 2 devices.
2. Operation at 110°C Tj is limited to 3% of the device lifetime and can occur sequentially or at regular intervals as long as the total time does not exceed 3% of device lifetime—except -1E and -3E (standard 0–100°C).
3. All packages have Pb-free bumps.

# AMD Versal™ Adaptive SoC Portfolio



<p><u>Prime Series</u></p>	<p><b>Mid-Range Devices with Option for High-End Scalar Compute</b></p> <ul style="list-style-type: none"> <li>• Gen 1: Broad range of capabilities incl. PCIe® Gen 5, DDR5/LPDDR5<sup>1</sup></li> <li>• <b>Gen 2:</b> Adds up to 10X scalar compute<sup>2</sup>, LPDDR5X, VCU</li> </ul>	General-Purpose
<p><u>Premium Series</u></p>	<p><b>High-End Devices Maximizing Connectivity, Hard IP, &amp; DSP</b></p> <ul style="list-style-type: none"> <li>• Gen 1: 112G SerDes, PCIe Gen 5, DDR4, High-Speed Crypto, AIE</li> <li>• <b>Gen 2:</b> Adds 128G SerDes, PCIe Gen 6, CXL® 3.1, DDR5/LPDDR5X</li> </ul>	
<p><u>HBM Series</u></p>	<p><b>Adds Integrated HBM Memory to Premium Series Capabilities</b></p> <ul style="list-style-type: none"> <li>• 8, 16, or 32 GB of HBM2e per device</li> <li>• 6X memory bandwidth at up to 65% lower power<sup>3</sup></li> </ul>	Specialized
<p><u>AI Edge Series</u></p>	<p><b>End-to-End Acceleration for AI-Driven Embedded Systems</b></p> <ul style="list-style-type: none"> <li>• Gen 1: PL for preprocessing, AIE-ML for high-perf. inference</li> <li>• <b>Gen 2:</b> Adds up to 10X scalar compute<sup>2</sup> for postprocessing, add'l FuSa</li> </ul>	
<p><u>AI Core Series</u></p>	<p><b>High-Throughput DSP &amp; AI in a Mid-Size Footprint</b></p> <ul style="list-style-type: none"> <li>• AIE for strong DSP performance/watt &amp; perf/area</li> <li>• AIE-ML for high-performance inference w/PCIe Gen 5, 100 GbE</li> </ul>	
<p><u>RF Series</u></p>	<p><b>Integrated RF-ADC/RF-DACs w/New DSP Hard IP</b></p> <ul style="list-style-type: none"> <li>• 16 GSPS RF-DACs, 8 GSPS or 32 GSPS RF-ADCs, AIE</li> <li>• FFT/iFFT, Channelizer, LDPC, Frac. Resampler, Polyphase Filters</li> </ul>	

1. DDR5/LPDDR5 support is available in the VM2152 device. All other first-generation Versal Prime Series devices support DDR4/LPDDR4/LPDDR4X.

2. Pre-silicon estimated performance. See Endnotes VER-027.

3. See Endnotes VER-013.



## Disclaimer and Attribution

DISCLAIMER: The information contained herein is for informational purposes only and is subject to change without notice. While every precaution has been taken in the preparation of this document, it may contain technical inaccuracies, omissions and typographical errors, and AMD is under no obligation to update or otherwise correct this information. Advanced Micro Devices, Inc. makes no representations or warranties with respect to the accuracy or completeness of the contents of this document, and assumes no liability of any kind, including the implied warranties of noninfringement, merchantability or fitness for particular purposes, with respect to the operation or use of AMD hardware, software or other products described herein. No license, including implied or arising by estoppel, to any intellectual property rights is granted by this document. Terms and limitations applicable to the purchase or use of AMD products are as set forth in a signed agreement between the parties or in AMD's Standard Terms and Conditions of Sale. GD-18u.

© Copyright 2019–2025 Advanced Micro Devices, Inc. AMD, the AMD Arrow logo, Versal, and combinations thereof are trademarks of Advanced Micro Devices, Inc. AMBA, AMBA Designer, Arm, ARM1176JZ-S, CoreSight, Cortex, PrimeCell, Mali, and MPCore are trademarks of Arm Limited in the EU and other countries. PCI, PCIe, and PCI Express are trademarks of PCI-SIG and used under license. Other product names used in this publication are for identification purposes only and may be trademarks of their respective companies. All other trademarks are the property of their respective owners.

# OUR CERTIFICATE

DiGi provide top-quality products and perfect service for customer worldwide through standardization, technological innovation and continuous improvement. DiGi through third-party certification, we strictly control the quality of products and services. Welcome your RFQ to

Email: [Info@DiGi-Electronics.com](mailto:Info@DiGi-Electronics.com)



Tel: +00 852 30501935



RFQ Email: [Info@DiGi-Electronics.com](mailto:Info@DiGi-Electronics.com)

DiGi is a global authorized distributor of electronic components.