

ZTX560STOB Datasheet

www.digi-electronics.com



<https://www.DiGi-Electronics.com>

DiGi Electronics Part Number	ZTX560STOB-DG
Manufacturer	Diodes Incorporated
Manufacturer Product Number	ZTX560STOB
Description	TRANS PNP 500V 0.15A E-LINE
Detailed Description	Bipolar (BJT) Transistor PNP 500 V 150 mA 60MHz 1 W Through Hole E-Line (TO-92 compatible)



Tel: +00 852-30501935

RFQ Email: Info@DiGi-Electronics.com

DiGi is a global authorized distributor of electronic components.

Purchase and inquiry

Manufacturer Product Number:

ZTX560STOB

Series:

-

Transistor Type:

PNP

Voltage - Collector Emitter Breakdown (Max):

500 V

Current - Collector Cutoff (Max):

100nA

Power - Max:

1 W

Operating Temperature:

-55°C ~ 150°C (TJ)

Package / Case:

E-Line-3, Formed Leads

Base Product Number:

ZTX560

Manufacturer:

Diodes Incorporated

Product Status:

Obsolete

Current - Collector (Ic) (Max):

150 mA

Vce Saturation (Max) @ Ib, Ic:

500mV @ 10mA, 50mA

DC Current Gain (hFE) (Min) @ Ic, Vce:

80 @ 50mA, 10V

Frequency - Transition:

60MHz

Mounting Type:

Through Hole

Supplier Device Package:

E-Line (TO-92 compatible)

Environmental & Export classification

RoHS Status:

ROHS3 Compliant

REACH Status:

REACH Unaffected

HTSUS:

8541.29.0075

Moisture Sensitivity Level (MSL):

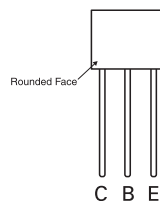
1 (Unlimited)

ECCN:

EAR99

ZTX560**E-LINE PNP SILICON PLANAR HIGH VOLTAGE TRANSISTOR****FEATURES**

- Excellent h_{FE} characteristics up to $I_C=50\text{mA}$
- Low Saturation voltages

PARTMARKINGZTX
560**PIN-OUT****E-LINE****ABSOLUTE MAXIMUM RATINGS**

PARAMETER	SYMBOL	VALUE	UNIT
Collector-base voltage	V_{CBO}	-500	V
Collector-emitter voltage	V_{CEO}	-500	V
Emitter-base voltage	V_{EBO}	-5	V
Peak pulse current	I_{CM}	-500	mA
Continuous collector current	I_C	-150	mA
Power dissipation	P_{tot}	1	W
Operating and storage temperature range	$T_j; T_{stg}$	-55 to +150	°C

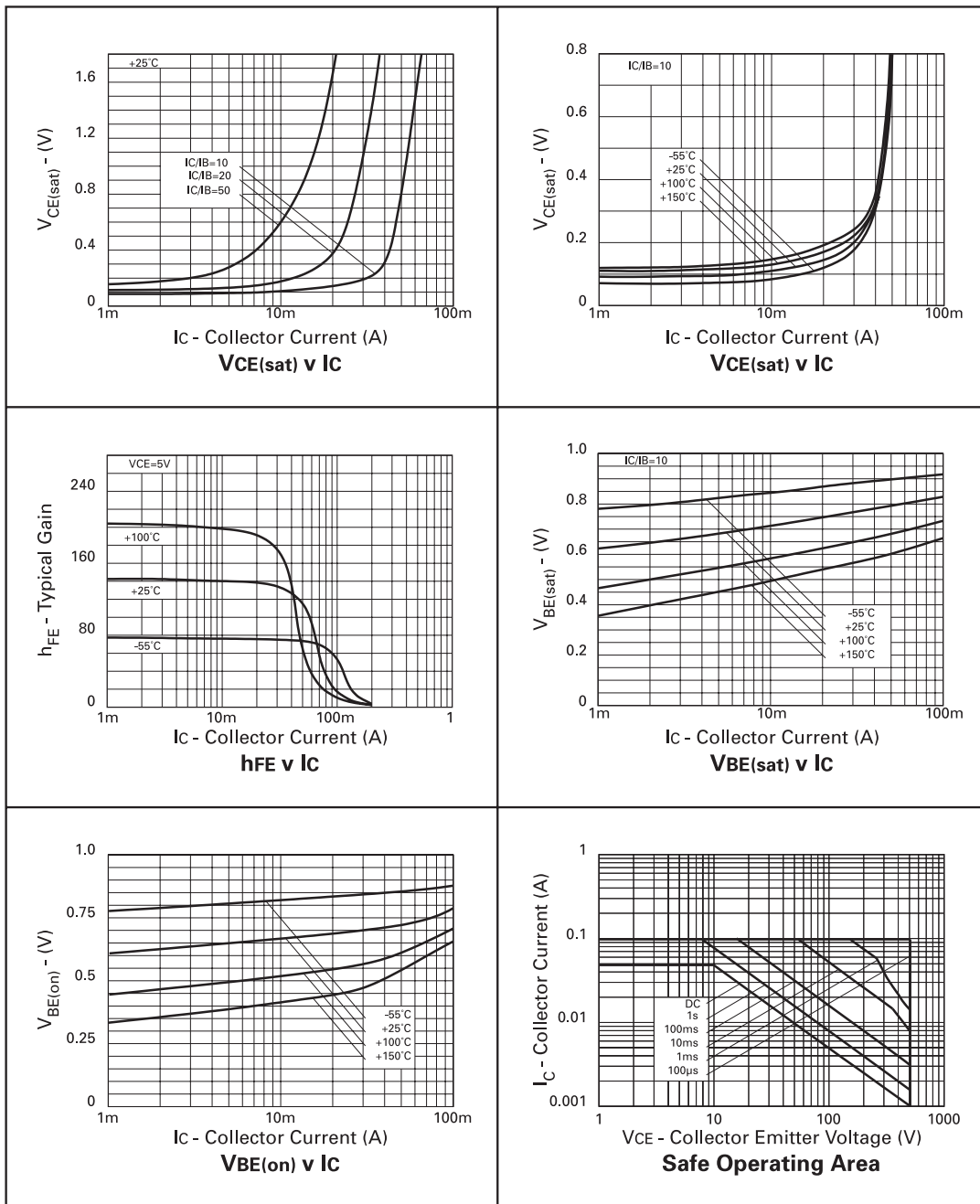
ELECTRICAL CHARACTERISTICS (at $T_{amb} = 25^\circ\text{C}$)

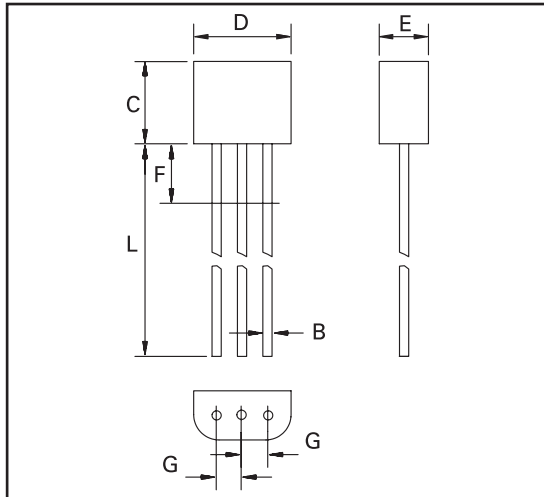
PARAMETER	SYMBOL	MIN.	MAX.	UNIT	CONDITIONS
Collector-base breakdown voltage	$V_{(BR)CBO}$	-500		V	$I_C = -100\mu\text{A}$
Collector-emitter breakdown voltage	$V_{BR(CEO)}$	-500		V	$I_C = -10\text{mA}^*$
Emitter-base breakdown voltage	$V_{(BR)EBO}$	-5		V	$I_E = -100\mu\text{A}$
Collector cut-off current	$I_{CBO}; I_{CES}$		-100	nA	$V_{CB} = -500\text{V}; V_{CE} = -500\text{V}$
Emitter cut-off current	I_{EBO}		-100	nA	$V_{EB} = -5\text{V}$
Collector-emitter saturation voltage	$V_{CE(sat)}$		-0.2 -0.5	V	$I_C = -20\text{mA}, I_B = -2\text{mA}^*$ $I_C = -50\text{mA}, I_B = -10\text{mA}^*$
Base-emitter saturation voltage	$V_{BE(sat)}$		-0.9	V	$I_C = -50\text{mA}, I_B = -10\text{mA}^*$
Base-emitter turn on voltage	$V_{BE(on)}$		-0.9	V	$I_C = -50\text{mA}, V_{CE} = -10\text{V}^*$
Static forward current transfer ratio	h_{FE}	100 80 15 typ	300 300		$I_C = -1\text{mA}, V_{CE} = -10\text{V}$ $I_C = -50\text{mA}, V_{CE} = -10\text{V}^*$ $I_C = -100\text{mA}, V_{CE} = -10\text{V}^*$
Transition frequency	f_T	60		MHz	$V_{CE} = -20\text{V}, I_C = -10\text{mA}, f = 50\text{MHz}$
Output capacitance	C_{obo}		8	pF	$V_{CB} = -20\text{V}, f = 1\text{MHz}$
Switching times	t_{on} t_{off}		110 typ. 1.5 typ.	ns μs	$V_{CE} = -100\text{V}, I_C = -50\text{mA}, I_{B1} = -5\text{mA}, I_{B2} = 10\text{mA}$

* Measured under pulsed conditions. Pulse width=300 μs . Duty cycle $\leq 2\%$

ZTX560

TYPICAL CHARACTERISTICS



ZTX560**PACKAGE OUTLINE****PACKAGE DIMENSIONS**

DIM	Millimeters		Inches	
	Min	Max	Min	Max
A	0.41	0.495	0.016	0.0195
B	0.41	0.495	0.016	0.0195
C	3.61	4.01	0.142	0.158
D	4.37	4.77	0.172	0.188
E	2.16	2.41	0.085	0.095
F	—	2.50	—	0.098
G	1.27 NOM		0.050 NOM	
L	13.00	13.97	0.512	0.550

© Zetex Semiconductors plc 2006

Europe	Americas	Asia Pacific	Corporate Headquarters
Zetex GmbH Kustermann-park Balanstraße 59 D-81541 München Germany Telefon: (49) 89 45 49 49 0 Fax: (49) 89 45 49 49 49 europa.sales@zetex.com	Zetex Inc 700 Veterans Memorial Hwy Hauppauge, NY 11788 USA Telephone: (1) 631 360 2222 Fax: (1) 631 360 8222 usa.sales@zetex.com	Zetex (Asia) Ltd 3701-04 Metroplaza Tower 1 Hing Fong Road, Kwai Fong Hong Kong Telephone: (852) 26100 611 Fax: (852) 24250 494 asia.sales@zetex.com	Zetex Semiconductors plc Zetex Technology Park Chadderton, Oldham, OL9 9LL United Kingdom Telephone (44) 161 622 4444 Fax: (44) 161 622 4446 hq@zetex.com

These offices are supported by agents and distributors in major countries world-wide.

This publication is issued to provide outline information only which (unless agreed by the Company in writing) may not be used, applied or reproduced for any purpose or form part of any order or contract or be regarded as a representation relating to the products or services concerned. The Company reserves the right to alter without notice the specification, design, price or conditions of supply of any product or service.

For the latest product information, log on to www.zetex.com**ISSUE 2 - SEPTEMBER 2006**

OUR CERTIFICATE

DiGi provide top-quality products and perfect service for customer worldwide through standardization, technological innovation and continuous improvement. DiGi through third-party certification, we stricly control the quality of products and services. Welcome your RFQ to

Email: Info@DiGi-Electronics.com



Tel: +00 852-30501935

RFQ Email: Info@DiGi-Electronics.com

DiGi is a global authorized distributor of electronic components.