

ZTX853STOA Datasheet

www.digi-electronics.com



<https://www.DiGi-Electronics.com>

DiGi Electronics Part Number	ZTX853STOA-DG
Manufacturer	Diodes Incorporated
Manufacturer Product Number	ZTX853STOA
Description	TRANS NPN 100V 4A E-LINE
Detailed Description	Bipolar (BJT) Transistor NPN 100 V 4 A 130MHz 1.2 W Through Hole E-Line (TO-92 compatible)



Tel: +00 852-30501935

RFQ Email: Info@DiGi-Electronics.com

DiGi is a global authorized distributor of electronic components.

Purchase and inquiry

Manufacturer Product Number:

ZTX853STOA

Series:

-

Transistor Type:

NPN

Voltage - Collector Emitter Breakdown (Max):

100 V

Current - Collector Cutoff (Max):

50nA (ICBO)

Power - Max:

1.2 W

Operating Temperature:

-55°C ~ 200°C (TJ)

Package / Case:

E-Line-3

Base Product Number:

ZTX853

Manufacturer:

Diodes Incorporated

Product Status:

Obsolete

Current - Collector (Ic) (Max):

4 A

Vce Saturation (Max) @ Ib, Ic:

200mV @ 400mA, 4A

DC Current Gain (hFE) (Min) @ Ic, Vce:

100 @ 2A, 2V

Frequency - Transition:

130MHz

Mounting Type:

Through Hole

Supplier Device Package:

E-Line (TO-92 compatible)

Environmental & Export classification

RoHS Status:

ROHS3 Compliant

REACH Status:

REACH Unaffected

HTSUS:

8541.29.0075

Moisture Sensitivity Level (MSL):

1 (Unlimited)

ECCN:

EAR99

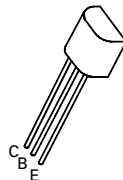
NPN SILICON PLANAR MEDIUM POWER HIGH CURRENT TRANSISTOR

ZTX853

ISSUE 3 - NOVEMBER 1995

FEATURES

- * 100 Volt V_{CE0}
- * 4 Amps continuous current
- * Up to 10 Amps peak current
- * Very low saturation voltage
- * $P_{tot}=1.2$ Watts



**E-Line
TO92 Compatible**

ABSOLUTE MAXIMUM RATINGS.

PARAMETER	SYMBOL	VALUE	UNIT
Collector-Base Voltage	V_{CBO}	200	V
Collector-Emitter Voltage	V_{CEO}	100	V
Emitter-Base Voltage	V_{EBO}	6	V
Peak Pulse Current	I_{CM}	10	A
Continuous Collector Current	I_C	4	A
Practical Power Dissipation*	P_{totp}	1.58	W
Power Dissipation at $T_{amb}=25^{\circ}C$	P_{tot}	1.2	W
Operating and Storage Temperature Range	$T_j; T_{stg}$	-55 to +200	$^{\circ}C$

*The power which can be dissipated assuming the device is mounted in a typical manner on a P.C.B. with copper equal to 1 inch square minimum

ELECTRICAL CHARACTERISTICS (at $T_{amb} = 25^{\circ}C$ unless otherwise stated)

PARAMETER	SYMBOL	MIN.	TYP.	MAX.	UNIT	CONDITIONS.
Collector-Base Breakdown Voltage	$V_{(BR)CBO}$	200	300		V	$I_C=100\mu A$
Collector-Emitter Breakdown Voltag	$V_{(BR)CER}$	200	300		V	$I_C=1\mu A, R_B \leq 1K\Omega$
Collector-Emitter Breakdown Voltage	$V_{(BR)CEO}$	100	120		V	$I_C=10mA^*$
Emitter-Base Breakdown Voltage	$V_{(BR)EBO}$	6	8		V	$I_E=100\mu A$
Collector Cut-Off Current	I_{CBO}			50 1	nA μA	$V_{CB}=150V$ $V_{CB}=150V, T_{amb}=100^{\circ}C$
Collector Cut-Off Current	I_{CER} $R \leq 1K\Omega$			50 1	nA μA	$V_{CB}=150V$ $V_{CB}=150V, T_{amb}=100^{\circ}C$
Emitter Cut-Off Current	I_{EBO}			10	nA	$V_{EB}=6V$
Collector-Emitter Saturation Voltage	$V_{CE(sat)}$		14 100 160	50 150 200	mV mV mV	$I_C=0.1A, I_B=5mA$ $I_C=2A, I_B=100mA$ $I_C=4A, I_B=400mA^*$
Base-Emitter Saturation Voltage	$V_{BE(sat)}$		960	1100	mV	$I_C=4A, I_B=400mA^*$

ZTX8535T0A Diodes Incorporated TRANS NPN 100V 4A E-LINE

ZTX853

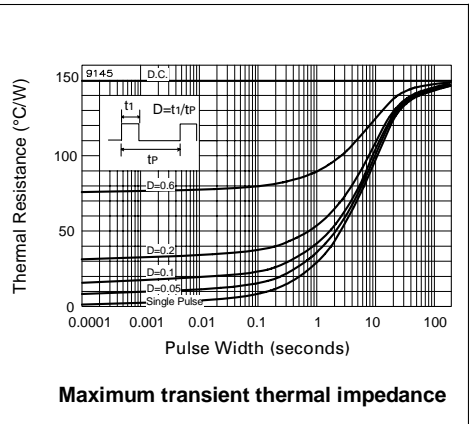
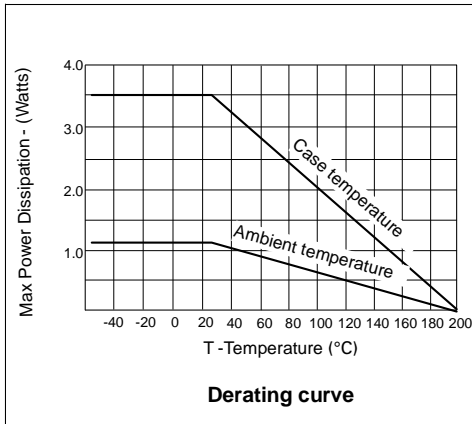
ELECTRICAL CHARACTERISTICS (at $T_{amb} = 25^{\circ}\text{C}$)

PARAMETER	SYMBOL	MIN.	TYP.	MAX.	UNIT	CONDITIONS.
Base-Emitter Turn-On Voltage	$V_{BE(on)}$		830	950	V	$I_C=4A, V_{CE}=2V^*$
Static Forward Current Transfer Ratio	h_{FE}	100 100 50 20	200 200 100 30	300		$I_C=10mA, V_{CE}=2V$ $I_C=2A, V_{CE}=2V^*$ $I_C=4A, V_{CE}=2V^*$ $I_C=10A, V_{CE}=2V^*$
Transition Frequency	f_T		130		MHz	$I_C=100mA, V_{CE}=10V$ $f=50MHz$
Output Capacitance	C_{obo}		35		pF	$V_{CB}=10V, f=1MHz$
Switching Times	t_{on} t_{off}		50 1650		ns ns	$I_C=1A, I_B=100mA$ $I_B=100mA, V_{CC}=10V$

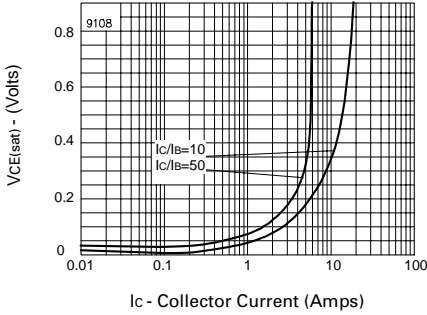
*Measured under pulsed conditions. Pulse width=300 μ s. Duty cycle \leq 2%

THERMAL CHARACTERISTICS

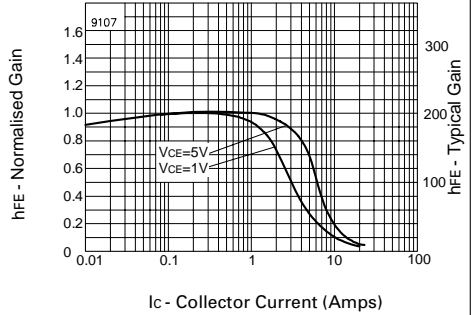
PARAMETER	SYMBOL	MAX.	UNIT
Thermal Resistance: Junction to Ambient Junction to Case	$R_{th(j-amb)}$ $R_{th(j-case)}$	150 50	$^{\circ}\text{C/W}$ $^{\circ}\text{C/W}$



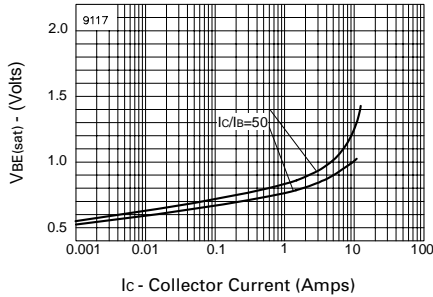
TYPICAL CHARACTERISTICS



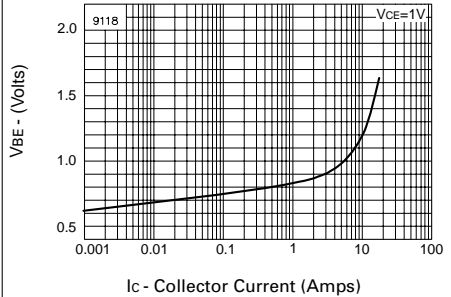
$V_{CE(sat)}$ v I_C



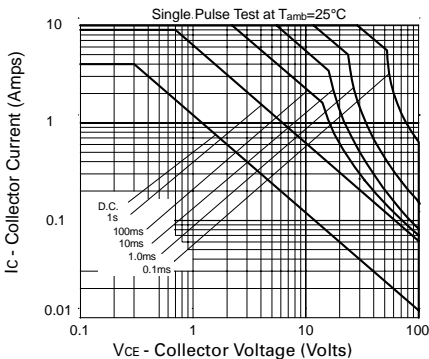
hFE v I_C



$V_{BE(sat)}$ v I_C



$V_{BE(on)}$ v I_C



Safe Operating Area

OUR CERTIFICATE

DiGi provide top-quality products and perfect service for customer worldwide through standardization, technological innovation and continuous improvement. DiGi through third-party certification, we stricly control the quality of products and services. Welcome your RFQ to

Email: Info@DiGi-Electronics.com



Tel: +00 852-30501935

RFQ Email: Info@DiGi-Electronics.com

DiGi is a global authorized distributor of electronic components.