

ZTX957STZ Datasheet

www.digi-electronics.com



<https://www.DiGi-Electronics.com>

DiGi Electronics Part Number	ZTX957STZ-DG
Manufacturer	Diodes Incorporated
Manufacturer Product Number	ZTX957STZ
Description	TRANS PNP 300V 1A E-LINE
Detailed Description	Bipolar (BJT) Transistor PNP 300 V 1 A 85MHz 1.2 W Through Hole E-Line (TO-92 compatible)



Tel: +00 852-30501935

RFQ Email: Info@DiGi-Electronics.com

DiGi is a global authorized distributor of electronic components.

Purchase and inquiry

Manufacturer Product Number:

ZTX957STZ

Series:

-

Transistor Type:

PNP

Voltage - Collector Emitter Breakdown (Max):

300 V

Current - Collector Cutoff (Max):

50nA (ICBO)

Power - Max:

1.2 W

Operating Temperature:

-55°C ~ 200°C (TJ)

Package / Case:

E-Line-3, Formed Leads

Base Product Number:

ZTX957

Manufacturer:

Diodes Incorporated

Product Status:

Active

Current - Collector (Ic) (Max):

1 A

Vce Saturation (Max) @ Ib, Ic:

200mV @ 300mA, 1A

DC Current Gain (hFE) (Min) @ Ic, Vce:

100 @ 500mA, 10V

Frequency - Transition:

85MHz

Mounting Type:

Through Hole

Supplier Device Package:

E-Line (TO-92 compatible)

Environmental & Export classification

RoHS Status:

ROHS3 Compliant

REACH Status:

REACH Unaffected

HTSUS:

8541.29.0075

Moisture Sensitivity Level (MSL):

1 (Unlimited)

ECCN:

EAR99

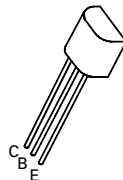
PNP SILICON PLANAR MEDIUM POWER HIGH CURRENT TRANSISTOR

ZTX957

ISSUE 3 – JUNE 94

FEATURES

- * 1 Amp continuous current
- * Up to 2 Amps peak current
- * Very low saturation voltage
- * Excellent gain characteristics up to 1 Amp
- * Spice model available



**E-Line
TO92 Compatible**

ABSOLUTE MAXIMUM RATINGS.

PARAMETER	SYMBOL	VALUE	UNIT
Collector-Base Voltage	V_{CBO}	-330	V
Collector-Emitter Voltage	V_{CEO}	-300	V
Emitter-Base Voltage	V_{EBO}	-6	V
Peak Pulse Current	I_{CM}	-2	A
Continuous Collector Current	I_C	-1	A
Practical Power Dissipation*	P_{totp}	1.58	W
Power Dissipation at $T_{amb}=25^{\circ}C$	P_{tot}	1.2	W
Operating and Storage Temperature Range	$T_j; T_{stg}$	-55 to +200	$^{\circ}C$

*The power which can be dissipated assuming the device is mounted in a typical manner on a P.C.B. with copper equal to 1 inch square minimum

ELECTRICAL CHARACTERISTICS (at $T_{amb} = 25^{\circ}C$ unless otherwise stated)

PARAMETER	SYMBOL	MIN.	TYP.	MAX.	UNIT	CONDITIONS.
Collector-Base Breakdown Voltage	$V_{(BR)CBO}$	-330	-440		V	$I_C = -100\mu A$
Collector-Emitter Breakdown Voltage	$V_{(BR)CER}$	-330	-440		V	$I_C = -1\mu A, R_B \leq 1K\Omega$
Collector-Emitter Breakdown Voltage	$V_{(BR)CEO}$	-300	-400		V	$I_C = -10mA^*$
Emitter-Base Breakdown Voltage	$V_{(BR)EBO}$	-6	-8		V	$I_E = -100\mu A$
Collector Cut-Off Current	I_{CBO}			-50 -1	nA μA	$V_{CB} = -300V$ $V_{CB} = -300V, T_{amb} = 100^{\circ}C$
Collector Cut-Off Current	I_{CER} $R \leq 1K\Omega$			-50 -1	nA μA	$V_{CB} = -300V$ $V_{CB} = -300V, T_{amb} = 100^{\circ}C$
Emitter Cut-Off Current	I_{EBO}			-10	nA	$V_{EB} = -6V$
Collector-Emitter Saturation Voltage	$V_{CE(sat)}$		-60 -100 -140	-100 -150 -200	mV mV mV	$I_C = -100mA, I_B = -10mA^*$ $I_C = -500mA, I_B = -100mA^*$ $I_C = -1A, I_B = -300mA^*$
Base-Emitter Saturation Voltage	$V_{BE(sat)}$		-870	-1000	mV	$I_C = -1A, I_B = -300mA^*$

ZTX957

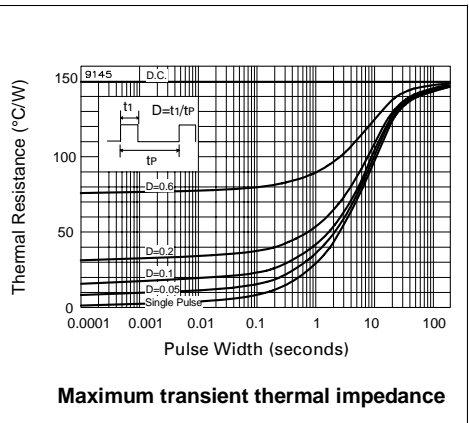
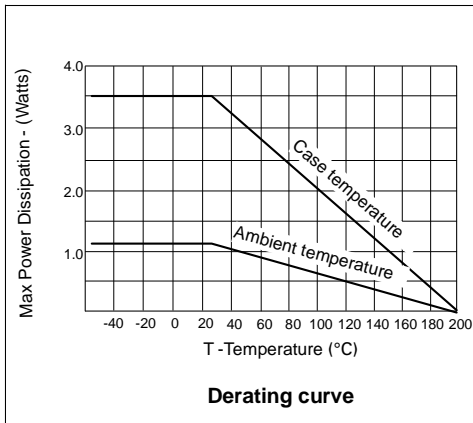
ELECTRICAL CHARACTERISTICS (at $T_{amb} = 25^{\circ}\text{C}$)

PARAMETER	SYMBOL	MIN.	TYP.	MAX.	UNIT	CONDITIONS.
Base-Emitter Turn-On Voltage	$V_{BE(on)}$		-710	-850	mV	$I_C = -1\text{A}$, $V_{CE} = -10\text{V}^*$
Static Forward Current Transfer Ratio	h_{FE}	100 100 90	200 200 170 10	300		$I_C = -10\text{mA}$, $V_{CE} = -10\text{V}^*$ $I_C = -0.5\text{A}$, $V_{CE} = -10\text{V}^*$ $I_C = -1\text{A}$, $V_{CE} = -10\text{V}^*$ $I_C = -2\text{A}$, $V_{CE} = -10\text{V}^*$
Transition Frequency	f_T		85		MHz	$I_C = -100\text{mA}$, $V_{CE} = -10\text{V}$ $f = 50\text{MHz}$
Output Capacitance	C_{obo}		23		pF	$V_{CB} = -20\text{V}$, $f = 1\text{MHz}$
Switching Times	t_{on} t_{off}		108 2500		ns ns	$I_C = -500\text{mA}$, $I_{B1} = -50\text{mA}$ $I_{B2} = 50\text{mA}$, $V_{CC} = -100\text{V}$

*Measured under pulsed conditions. Pulse width=300 μs . Duty cycle $\leq 2\%$

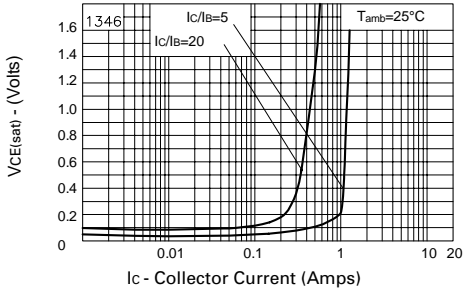
THERMAL CHARACTERISTICS

PARAMETER	SYMBOL	MAX.	UNIT
Thermal Resistance: Junction to Ambient Junction to Case	$R_{th(j-amb)}$ $R_{th(j-case)}$	150 50	$^{\circ}\text{C/W}$ $^{\circ}\text{C/W}$

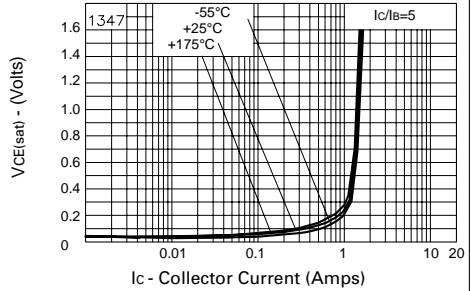


ZTX957

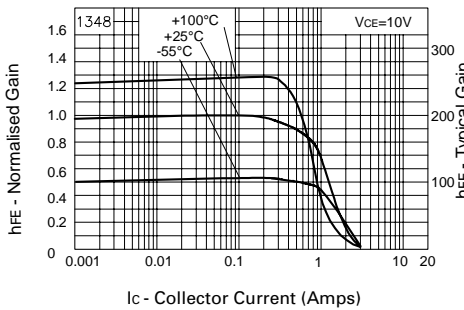
TYPICAL CHARACTERISTICS



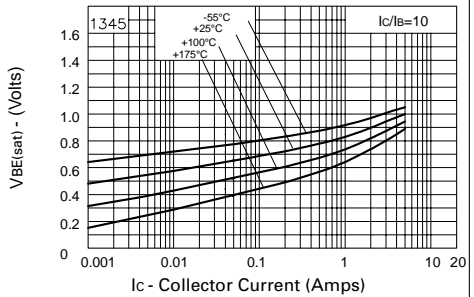
$V_{CE(sat)}$ v I_C



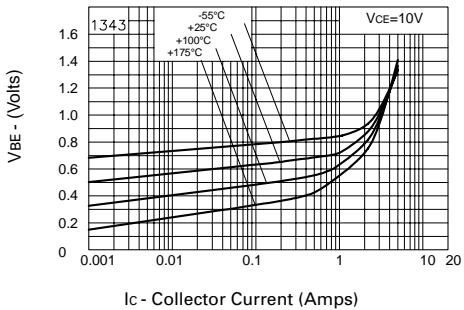
$V_{CE(sat)}$ v I_C



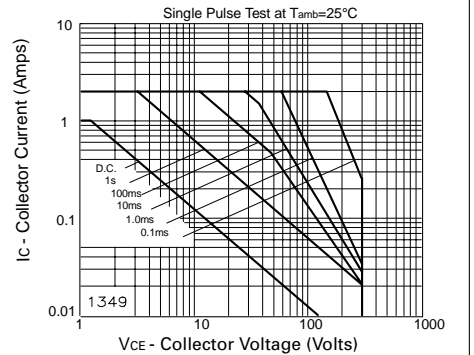
h_{FE} v I_C



$V_{BE(sat)}$ v I_C



$V_{BE(on)}$ v I_C



Safe Operating Area

OUR CERTIFICATE

DiGi provide top-quality products and perfect service for customer worldwide through standardization, technological innovation and continuous improvement. DiGi through third-party certification, we stricly control the quality of products and services. Welcome your RFQ to

Email: Info@DiGi-Electronics.com



Tel: +00 852-30501935

RFQ Email: Info@DiGi-Electronics.com

DiGi is a global authorized distributor of electronic components.