

# ZTX968STOB Datasheet

[www.digi-electronics.com](http://www.digi-electronics.com)



<https://www.DiGi-Electronics.com>

DiGi Electronics Part Number	ZTX968STOB-DG
Manufacturer	<a href="#">Diodes Incorporated</a>
Manufacturer Product Number	ZTX968STOB
Description	TRANS PNP 12V 4.5A E-LINE
Detailed Description	Bipolar (BJT) Transistor PNP 12 V 4.5 A 80MHz 1.58 W Through Hole E-Line (TO-92 compatible)



Tel: +00 852-30501935

RFQ Email: [Info@DiGi-Electronics.com](mailto:Info@DiGi-Electronics.com)

DiGi is a global authorized distributor of electronic components.



## Purchase and inquiry

Manufacturer Product Number:

ZTX968STOB

Series:

-

Transistor Type:

PNP

Voltage - Collector Emitter Breakdown (Max):

12 V

Current - Collector Cutoff (Max):

50nA (ICBO)

Power - Max:

1.58 W

Operating Temperature:

-55°C ~ 200°C (TJ)

Package / Case:

E-Line-3, Formed Leads

Base Product Number:

ZTX968

Manufacturer:

Diodes Incorporated

Product Status:

Obsolete

Current - Collector (Ic) (Max):

4.5 A

Vce Saturation (Max) @ Ib, Ic:

300mV @ 200mA, 5A

DC Current Gain (hFE) (Min) @ Ic, Vce:

300 @ 500mA, 1V

Frequency - Transition:

80MHz

Mounting Type:

Through Hole

Supplier Device Package:

E-Line (TO-92 compatible)

## Environmental & Export classification

RoHS Status:

ROHS3 Compliant

REACH Status:

REACH Unaffected

HTSUS:

8541.29.0075

Moisture Sensitivity Level (MSL):

1 (Unlimited)

ECCN:

EAR99

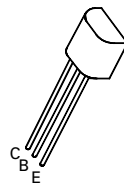
# PNP SILICON PLANAR MEDIUM POWER HIGH CURRENT TRANSISTOR

## ZTX968

ISSUE 2 – JUNE 94

### FEATURES

- \* 4.5 Amps continuous current
- \* Up to 20 Amps peak current
- \* Very low saturation voltage
- \* High gain
- \* Spice model available



E-Line  
TO92 Compatible

### ABSOLUTE MAXIMUM RATINGS.

PARAMETER	SYMBOL	VALUE	UNIT
Collector-Base Voltage	$V_{CBO}$	-15	V
Collector-Emitter Voltage	$V_{CEO}$	-12	V
Emitter-Base Voltage	$V_{EBO}$	-6	V
Peak Pulse Current	$I_{CM}$	-20	A
Continuous Collector Current	$I_C$	-4.5	A
Practical Power Dissipation*	$P_{totp}$	1.58	W
Power Dissipation at $T_{amb}=25^{\circ}C$	$P_{tot}$	1.2	W
Operating and Storage Temperature Range	$T_j; T_{stg}$	-55 to +200	$^{\circ}C$

\*The power which can be dissipated assuming the device is mounted in a typical manner on a P.C.B. with copper equal to 1 inch square minimum

### ELECTRICAL CHARACTERISTICS (at $T_{amb} = 25^{\circ}C$ unless otherwise stated)

PARAMETER	SYMBOL	MIN.	TYP.	MAX.	UNIT	CONDITIONS.
Collector-Base Breakdown Voltage	$V_{(BR)CBO}$	-15	-28		V	$I_C = -100\mu A$
Collector-Emitter Breakdown Voltage	$V_{(BR)CEO}$	-12	-20		V	$I_C = -10mA^*$
Emitter-Base Breakdown Voltage	$V_{(BR)EBO}$	-6	-8		V	$I_E = -100\mu A$
Collector Cut-Off Current	$I_{CBO}$			-50 -1	nA $\mu A$	$V_{CB} = -12V$ $V_{CB} = -12V, T_{amb} = 100^{\circ}C$
Emitter Cut-Off Current	$I_{EBO}$			-10	nA	$V_{EB} = -6V$
Collector-Emitter Saturation Voltage	$V_{CE(sat)}$		-50 -100 -220	-100 -150 -300	mV mV mV	$I_C = -500mA, I_B = -5mA^*$ $I_C = -2A, I_B = -50mA^*$ $I_C = -5A, I_B = -200mA^*$
Base-Emitter Saturation Voltage	$V_{BE(sat)}$		-930	-1050	mV	$I_C = -5A, I_B = -200mA^*$
Base-Emitter Turn-On Voltage	$V_{BE(on)}$		-830	-1000	mV	$I_C = -5A, V_{CE} = -1V^*$

ZTX968STOB Diodes Incorporated TRANS PNP 12V 4.5A E-LINE

# ZTX968

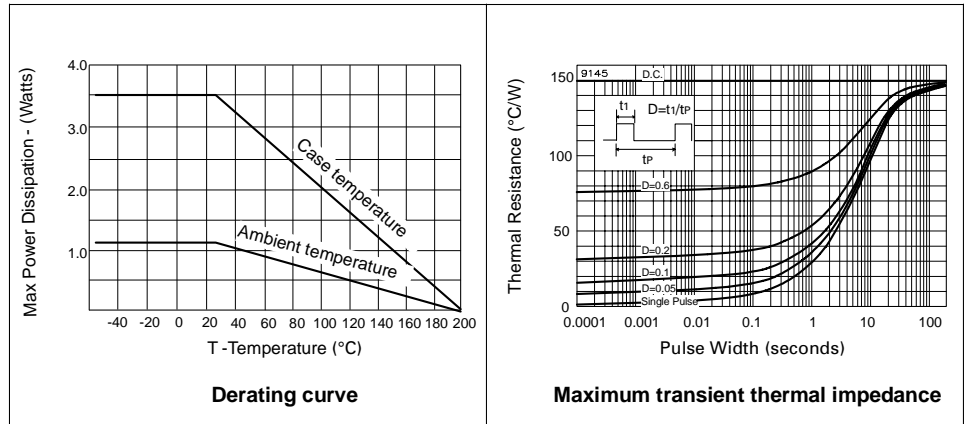
## ELECTRICAL CHARACTERISTICS (at $T_{amb} = 25^{\circ}\text{C}$ )

PARAMETER	SYMBOL	MIN.	TYP.	MAX.	UNIT	CONDITIONS.
Static Forward Current Transfer Ratio	$h_{FE}$	300 300 200 150	450 450 300 240 50	1000		$I_C = 10\text{mA}, V_{CE} = -1\text{V}^*$ $I_C = 500\text{mA}, V_{CE} = -1\text{V}^*$ $I_C = 5\text{A}, V_{CE} = -1\text{V}^*$ $I_C = 10\text{A}, V_{CE} = -1\text{V}^*$ $I_C = 20\text{A}, V_{CE} = -1\text{V}^*$
Transition Frequency	$f_T$		80		MHz	$I_C = 100\text{mA}, V_{CE} = -10\text{V}$ $f = 50\text{MHz}$
Output Capacitance	$C_{obo}$		161		pF	$V_{CB} = -20\text{V}, f = 1\text{MHz}$
Switching Times	$t_{on}$ $t_{off}$		120 116		ns ns	$I_C = 4\text{A}, I_{B1} = -400\text{mA}$ $I_{B2} = 400\text{mA}, V_{CC} = -10\text{V}$

\*Measured under pulsed conditions. Pulse width=300 $\mu\text{s}$ . Duty cycle  $\leq 2\%$

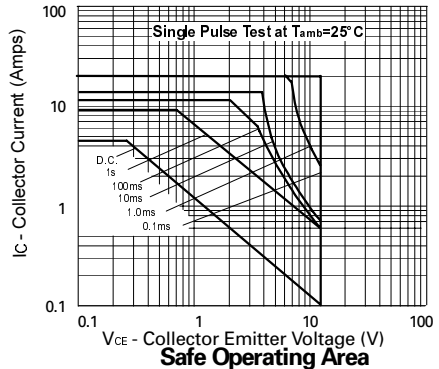
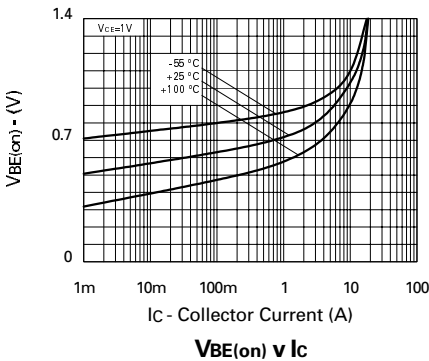
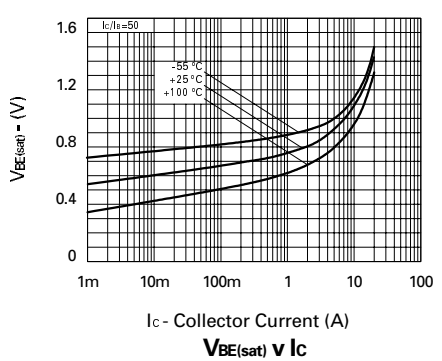
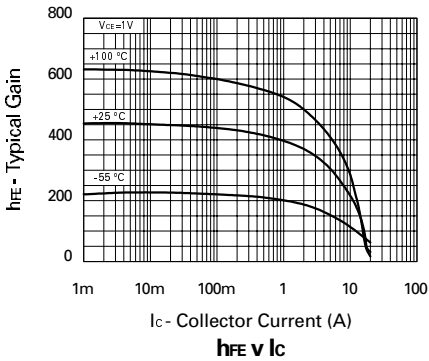
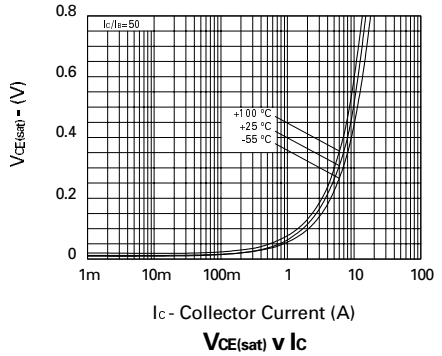
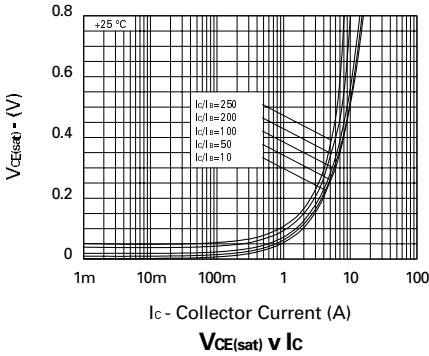
## THERMAL CHARACTERISTICS

PARAMETER	SYMBOL	MAX.	UNIT
Thermal Resistance: Junction to Ambient Junction to Case	$R_{th(j-amb)}$ $R_{th(j-case)}$	150 50	$^{\circ}\text{C/W}$ $^{\circ}\text{C/W}$



# ZTX968

## TYPICAL CHARACTERISTICS





## OUR CERTIFICATE

DiGi provide top-quality products and perfect service for customer worldwide through standardization, technological innovation and continuous improvement. DiGi through third-party certification, we stricly control the quality of products and services. Welcome your RFQ to

Email: [Info@DiGi-Electronics.com](mailto:Info@DiGi-Electronics.com)



Tel: +00 852-30501935

RFQ Email: [Info@DiGi-Electronics.com](mailto:Info@DiGi-Electronics.com)

DiGi is a global authorized distributor of electronic components.