

GSAP 125-R Datasheet



DiGi Electronics Part Number	GSAP 125-R-DG
Manufacturer	Bel Fuse Inc.
Manufacturer Product Number	GSAP 125-R
Description	FUSE CERM 125MA 250VAC 3AB 3AG
Detailed Description	125 mA 250 V AC DC Fuse Cartridge, Ceramic Through Hole 3AB, 3AG, 1/4" x 1-1/4" (Axial)

<https://www.DiGi-Electronics.com>

This model GSAP 125-R is available at DiGi Electronics.

DiGi Electronics offers a global database of semiconductor and electronic component datasheets.

We welcome your inquiries regarding pricing, lead time, or other product-related questions.

 [Request a Quote](#)

 [Datasheet Search](#)



Tel: +00 852-30501935

RFQ Email: Info@DiGi-Electronics.com

DiGi is a global authorized distributor of electronic components.

Purchase and inquiry

Manufacturer Product Number:

GSAP 125-R

Series:

GSAP

Mounting Type:

Through Hole

Current Rating (Amps):

125 mA

Response Time:

Slow Blow

Breaking Capacity @ Rated Voltage:

35A

Approval Agency:

CE, CSA, cULus

Color:

-

DC Cold Resistance:

17.5 Ohms

Manufacturer:

Bel Fuse Inc.

Product Status:

Obsolete

Fuse Type:

Cartridge, Ceramic

Voltage Rating - AC:

250 V

Package / Case:

3AB, 3AG, 1/4" x 1-1/4" (Axial)

Melting I²t:

0.323

Operating Temperature:

-55°C ~ 125°C

Size / Dimension:

0.272" Dia x 1.280" L (6.90mm x 32.50mm)

Environmental & Export classification

RoHS Status:

ROHS3 Compliant

REACH Status:

REACH Unaffected

HTSUS:

8536.10.0040

Moisture Sensitivity Level (MSL):

Not Applicable

ECCN:

EAR99

Type GSA / GSAP

Slow Blow Fuse Series

HF **Pb** GSA/GSAP Series, 6x32mm Ceramic Tube Slow Blow Fuse

RoHS 2 Compliant

Description

6x32mm Slow Blow, ceramic tube body cartridge fuse designed, approved and complied with UL and CSA standard 248-14.

Features


- Meet UL and CSA standard 248-14
- Wide operating temperature range
- Bulk packing available
- RoHS 2 compliant
- Halogen Free
- Lead Free

Applications

Provide individual protection for components or internal circuits.

- Power supplies
- Battery charger
- Monitor
- Adapter

LEAD FREE = **Pb**
 HALOGEN FREE = **HF**



Physical Specifications

Materials	Body : Ceramic
	Cap : Nickel Plated Brass Caps
	Leads : Matte Tin Plated Copper
Marking	On Fuse :
	"bel", "GSA", "Current Rating", "Voltage Rating", "Appropriate Safety Logos", "✓" (RoHS 2 compliant)
	On Label :
	"bel", "GSA" or "GSAP", "Current Rating", "Voltage Rating", "Interrupting Rating", "Appropriate Safety Logos" and "✓", "PSE", "E" (China RoHS compliant).

Electrical Characteristics (UL/CSA STD.248-14)

Testing Current	Blow Time	
	Minimum	Maximum
100%	4 hrs.	N/A
135%	N/A	1 Hr.
200%	5 sec	30 sec

Safety Agency Approvals

Safety Agency	Safety Agency Certificate	Voltage Rating (V)	Ampere Range / Volt @ I.R. ability*
UL US SP	E20624 LR39772	500mA-15A/ 250V AC	500mA-8A/125V AC@10,000A 500mA-1A/250V AC@35A >1A-3.5A/250V AC@100A >3.5A-8A/250V AC@200A
RU US SP			10A-15A/125V AC@10,000A 10A-15A/250V AC@750A
PSE	JET1037-31003-1010 JET1037-31003-1011		1A-5A/125V AC@500A
	JET1037-31003-1007		>5A-15A/125V AC@300A

*I.R.= Interrupting Rating = Short Circuit Rating(Amps)

Type GSA / GSAP

Environmental Specifications

Shock Resistance	MIL-STD-202G, Method 213B, Test Condition 1 (100 G's peak for 6 milliseconds; Sawtooth waveform)
Vibration Resistance	MIL-STD-202G, Method 201A (10-55 Hz, 0.06 inch, total excursion).
Salt Spray Resistance	MIL-STD-202G, Method 101E, Test Condition B (48 hrs.).
Insulation Resistance	MIL-STD-202G, Method 302, Test Condition A (After Opening) 10,000 ohms minimum.
Solderability	MIL-STD-202G, Method 208H
Resistance to solder Heat	MIL-STD-202G, Method 210F, Test Condition B. (260+/-5°C, 10+/-1 sec)
Thermal Shock	MIL-STD-202G, Method 107G, Test Condition B (-65°C to +125°C).
Operating Temperature	-55°C to +125°C
Terminal Strength	IEC-68-2-21

Electrical Specifications

Catalog Number	Ampere Rating	Typical Cold Resistance (ohms)	Volt-drop @100%In (Volt) max.	Voltage and Interrupting Ratings	Melting I²T <10 mSec (A² Sec)	Melting I²T @10 In (A² Sec)	Maximum Power Dissipation (W)	Agency Approvals					
GSA(P) 500-R	500mA	1.38	1.07	See Table of Safety Approvals on Page 1 for Voltage and associated Interrupting Ratings	4.4	5.4	0.78	Y	Y				
GSA(P) 600-R	600mA	1.05	0.98		6.9	8.5	0.82	Y	Y				
GSA(P) 700-R	700mA	0.648	0.69		8.5	11	0.84	Y	Y				
GSA(P) 750-R	750mA	0.642	0.68		10	12	0.85	Y	Y				
GSA(P) 1-R	1A	0.374	0.59		16	21	0.91	Y	Y				Y
GSA(P) 1.25-R	1.25A	0.248	0.43		25	32	0.96	Y	Y				Y
GSA(P) 1.6-R	1.6A	0.155	0.38		39	50	1.01	Y	Y				Y
GSA(P) 2-R	2A	0.115	0.36		61	79	1.06	Y	Y				Y
GSA(P) 2.5-R	2.5A	0.079	0.29		94	123	1.12	Y	Y				Y
GSA(P) 3-R	3A	0.058	0.27		146	192	1.18	Y	Y				Y
GSA(P) 4-R	4A	0.039	0.23		226	300	1.24	Y	Y				Y
GSA(P) 5-R	5A	0.029	0.22		349	469	1.31	Y	Y				Y
GSA(P) 6-R	6A	0.018	0.19		286	455	1.61	Y	Y				Y
GSA(P) 7-R	7A	0.016	0.18		372	592	1.81	Y	Y				Y
GSA(P) 8-R	8A	0.013	0.17		483	769	1.95	Y	Y				Y
GSA(P) 10-R	10A	0.010	0.17		817	1300	2.26			Y	Y		Y
GSA(P) 12-R	12A	0.008	0.15		1277	2031	2.56			Y	Y		Y
GSA(P) 15-R	15A	0.006	0.15	2123	3377	2.96			Y	Y		Y	

Consult manufacturer for other ratings

GSAP EOL-
Last Buy Date is Aug 31, 2021



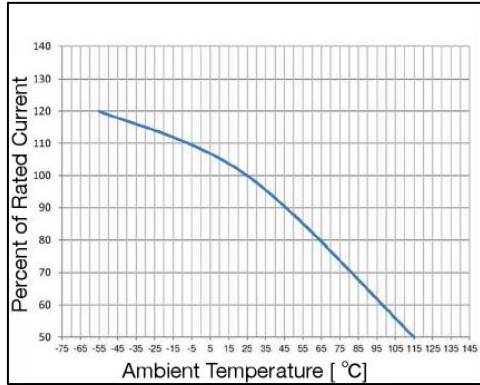
Specifications subject to change without notice

Bel Fuse Inc.
206 Van Vorst Street
Jersey City, NJ 07302 USA

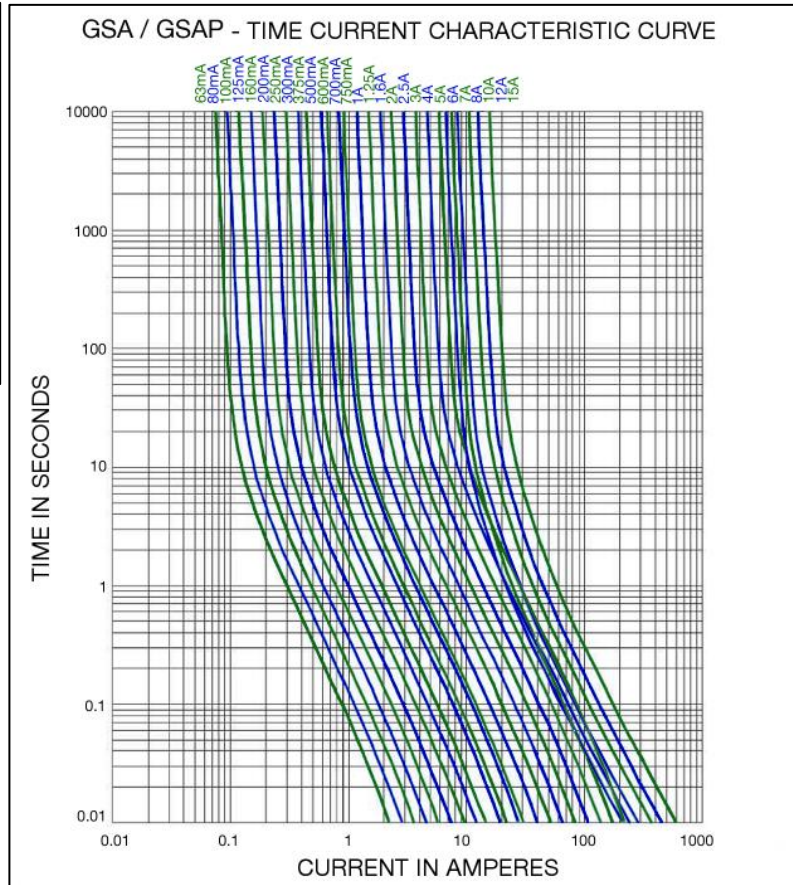
+1 201.432.0463
Bel.US.CS@belf.com
belfuse.com/circuit-protection

Type GSA / GSAP

Temperature Derating Curve

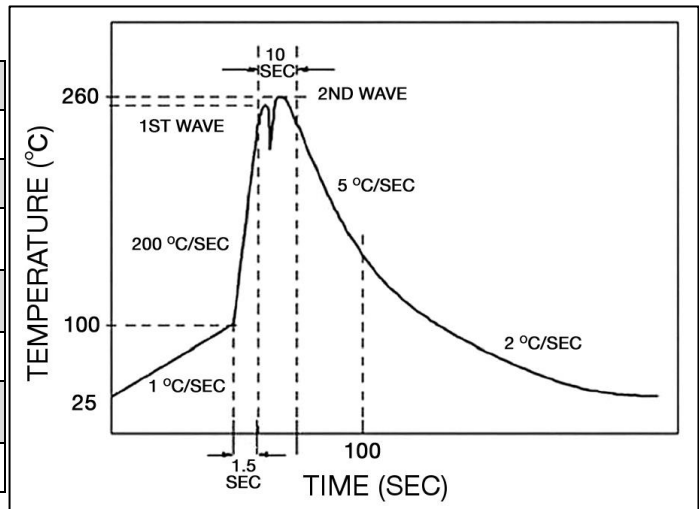


Average Time Current Curve



Soldering parameters

Lead-free Wave Soldering Profile	
Wave Soldering Parameter	
Average ramp-up rate	200°C / second
Heating rate during preheat	typical 1 - 2°C / second Max 4°C / second
Final preheat temperature	within 125°C of soldering temperature
Peak temperature Tp	260°C
Time within +0°C / -5°C of actual peak temperature	10 seconds
Ramp-down rate	5°C / second max.



Specifications subject to change without notice

Bel Fuse Inc.
206 Van Vorst Street
Jersey City, NJ 07302 USA

+1 201.432.0463
Bel.US.CS@belf.com
belfuse.com/circuit-protection

OUR CERTIFICATE

DiGi provide top-quality products and perfect service for customer worldwide through standardization, technological innovation and continuous improvement. DiGi through third-party certification, we stricly control the quality of products and services. Welcome your RFQ to

Email: Info@DiGi-Electronics.com



Tel: +00 852-30501935

RFQ Email: Info@DiGi-Electronics.com

DiGi is a global authorized distributor of electronic components.