


WB0805T82NSJ Datasheet

www.digi-electronics.com



<https://www.DiGi-Electronics.com>

DiGi Electronics Part Number	WB0805T82NSJ-DG
Manufacturer	Cal-Chip Electronics, Inc.
Manufacturer Product Number	WB0805T82NSJ
Description	WW IND 0805 82NH 5%
Detailed Description	82 nH Unshielded Drum Core, Wirewound Inductor 400 mA 420mOhm Max 0805 (2012 Metric)



Tel: +00 852-30501935

RFQ Email: Info@DiGi-Electronics.com

DiGi is a global authorized distributor of electronic components.

Purchase and inquiry

Manufacturer Product Number:

WB0805T82NSJ

Series:

WB

Type:

Drum Core, Wirewound

Inductance:

82 nH

Current Rating (Amps):

400 mA

Shielding:

Unshielded

Q @ Freq:

65 @ 500MHz

Ratings:

-

Inductance Frequency - Test:

150 MHz

Mounting Type:

Surface Mount

Supplier Device Package:

0805

Height - Seated (Max):

0.060" (1.52mm)

Manufacturer:

Cal-Chip Electronics, Inc.

Product Status:

Active

Material - Core:

Ceramic

Tolerance:

±5%

Current - Saturation (Isat):

-

DC Resistance (DCR):

420mOhm Max

Frequency - Self Resonant:

1.3GHz

Operating Temperature:

-40°C ~ 125°C

Features:

-

Package / Case:

0805 (2012 Metric)

Size / Dimension:

0.090" L x 0.068" W (2.29mm x 1.73mm)

Environmental & Export classification

RoHS Status:

RoHS Compliant

REACH Status:

REACH Unaffected

HTSUS:

8504.50.8000

Moisture Sensitivity Level (MSL):


1 (Unlimited)

ECCN:

EAR99

WIRE WOUND CHIP INDUCTOR

- WB SERIES -



FEATURES

- Ceramic base provide high SRF
- Ultra-compact inductors provide high Q factors
- Miniature SMD chip inductor for fully automated assembly
- Outstanding endurance from Pull-up force, mechanical shock and pressure
- Tighter tolerance down to $\pm 2\%$
- Smaller size of 0402 (1005)

APPLICATIONS

RF Products:

- Cellular Phone (CDMA/GSM/PHS)
- Cordless Phone (DECT/CT1CT2)
- Remote Control, Security System
- Smart Phone
- WLL, Wireless LAN / Mouse / Keyboard / Earphone
- VCO, RF Module & Other Wireless Products
- Base Station, Repeater
- GPS Receiver

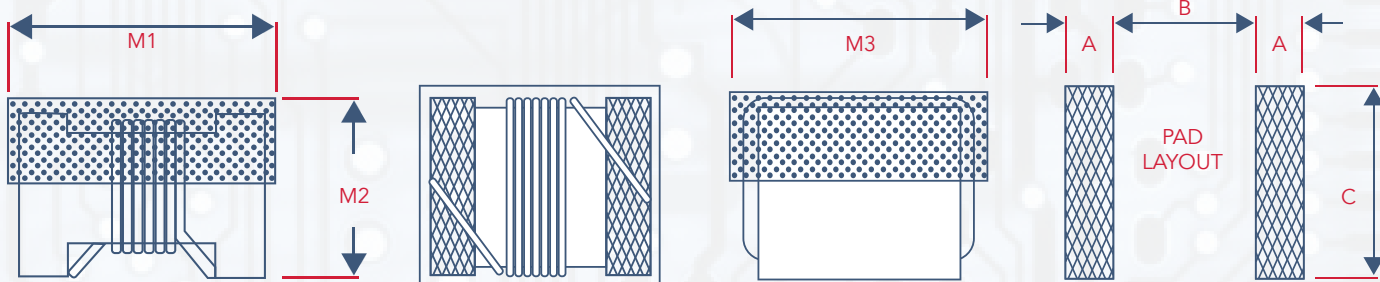
Broad Band Applications:

- CATV Filter, Tuner
- Cable Modem/ XDSL Tuner
- Set Top Box

IT Applications:

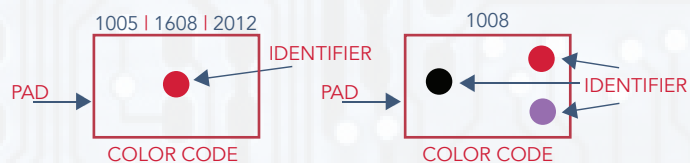
- USB 2.0
- IEEE 1394

MECHANICAL DIMENSION



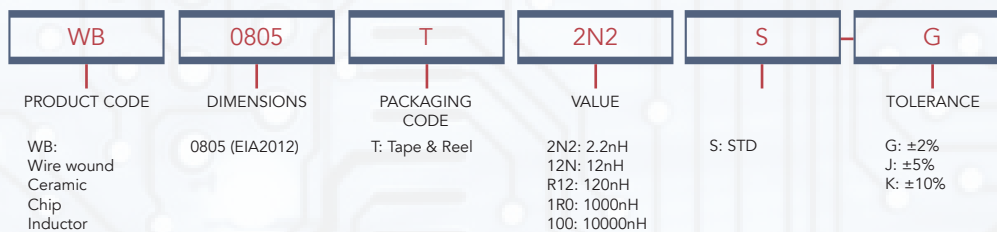
UNIT=mm

SIZE (mm)	M1	M2	M3	A	B	C
1005 (EIA0402)	1.19 (max)	0.66 (max)	0.64 (max)	0.36	0.46	0.66
1608 (EIA0603)	1.80 (max)	1.02 (max)	1.12 (max)	0.64	0.64	1.02
2012 (EIA0805)	2.29 (max)	1.52 (max)	1.73 (max)	1.02	0.76	1.78
1008 (EIA2520)	2 (max)	5N6~R91 2.02 (max)	2.79 (max)	1.27	1.27	2.54
		1R0~150 2.10 (max)				



- Marking Direction: PAD is on the left and right, the color code is centered.
- Example: WB1008T27NS
- Marking: Red, Black, Violet
- Mark color code in composite electrical specification

PART NUMBERING



PART NUMBER	INDUCTANCE (nH) @ 250MHz	INDUCTANCE TOLERANCE	Q MIN.	INDUCTANCE	Q	INDUCTANCE	Q	SRF (GHz) MIN.	DCR (Ω) MAX.	IRMS (mA)
				(TYP.) @900MHz	(TYP.)	(TYP.) @1700MHz	(TYP.)			
WB0402T1N0SJ	1.0	J	16	1.02	75	1.02	70	12.70	0.045	1360
WB0402T1N2SJ	1.2	J	16	1.17	30	1.17	40	12.90	0.090	740
WB0402T1N8SJ	1.8	J	16	2.08	59	1.94	74	12.00	0.070	1040
WB0402T1N9SJ	1.9	J	16	1.72	65	1.74	80	11.30	0.070	1040
WB0402T2N0SJ	2.0	J	16	1.93	54	1.93	75	11.10	0.070	1040
WB0402T2N2SJ	2.2	J	19	2.19	55	2.23	82	10.80	0.070	960
WB0402T2N4SJ	2.4	J	15	2.24	51	2.27	70	10.50	0.068	790
WB0402T2N5SJ	2.5	J	15	2.37	33	2.38	53	10.40	0.150	660
WB0402T2N7SJ	2.7	J	16	2.58	42	2.60	61	10.40	0.120	640
WB0402T3N3SJ	3.3	J	19	3.10	65	3.12	80	7.00	0.066	840
WB0402T3N6SJ	3.6	J	19	3.56	45	3.62	71	6.80	0.066	840
WB0402T3N9SJ	3.9	J	19	3.89	50	4.14	72	6.00	0.066	840
WB0402T4N1SJ	4.1	J	18	3.89	50	4.14	72	6.00	0.066	700
WB0402T4N3SJ	4.3	J	18	4.19	40	4.30	71	6.00	0.091	700
WB0402T4N7SJ	4.7	J	15	4.78	47	4.59	62	4.70	0.13	640
WB0402T5N1SJ	5.1	J	20	5.16	52	5.19	76	4.80	0.083	800
WB0402T5N6S	5.6	G, J, K	20	5.20	48	5.28	75	4.80	0.083	760
WB0402T5N8S	5.8	G, J, K	20	5.60	48	5.63	74	4.80	0.083	760
WB0402T6N2S	6.2	G, J, K	20	6.15	50	6.20	73	4.80	0.083	760
WB0402T6N8S	6.8	G, J, K	20	6.73	65	6.95	70	4.80	0.083	680
WB0402T7N3S	7.3	G, J, K	20	7.51	60	7.89	80	4.8	0.100	680
WB0402T7N5S	7.5	G, J, K	22	7.91	60	8.22	85	4.80	0.100	680
WB0402T8N2S	8.2	G, J, K	22	8.53	64	8.81	88	4.40	0.100	680
WB0402T8N7S	8.7	G, J, K	18	8.78	54	9.21	73	4.10	0.200	480
WB0402T9N0S	9.0	G, J, K	22	9.07	65	9.53	83	4.16	0.100	680
WB0402T9N1S	9.1	G, J, K	22	9.27	63	8.61	73	4.16	0.100	680
WB0402T9N5S	9.5	G, J, K	18	9.64	62	9.93	56	4.00	0.200	480
WB0402T10NS	10	G, J, K	21	10.16	50	9.72	85	3.90	0.200	480
WB0402T11NS	11	G, J, K	24	10.89	53	11.46	77	3.68	0.120	640
WB0402T12NS	12	G, J, K	24	12.71	62	12.87	77	3.60	0.120	640
WB0402T13NS	13	G, J, K	24	13.4	51	14.63	57	3.45	0.210	440
WB0402T15NS	15	G, J, K	24	15.2	55	16.88	76	3.28	0.170	560
WB0402T16NS	16	G, J, K	24	16.43	45	18.79	49	3.10	0.220	560
WB0402T18NS	18	G, J, K	25	17.39	52	22.18	64	3.10	0.230	420
WB0402T19NS	19	G, J, K	24	19.51	60	21.85	72	3.04	0.200	400
WB0402T20NS	20	G, J, K	25	20.7	52	23.66	53	3.00	0.300	400
WB0402T22NS	22	G, J, K	25	22.33	57	26.54	53	2.80	0.300	400
WB0402T23NS	23	G, J, K	22	23.8	49	26.85	64	2.72	0.300	400
WB0402T24NS	24	G, J, K	25	25.59	59	31.06	56	2.70	0.300	400
WB0402T27NS	27	G, J, K	24	29.26	45	32.65	62	2.48	0.300	400
WB0402T30NS	30	G, J, K	25	31.9	45	40.38	41	2.35	0.300	400
WB0402T33NS	33	G, J, K	24	34.12	35	40.32	36	2.35	0.440	400
WB0402T36NS	36	G, J, K	24	39.5	45	48.4	53	2.32	0.440	320
WB0402T39NS	39	G, J, K	25	42.65	45	50.96	42	2.0	0.550	200
WB0402T40NS	40	G, J, K	24	39.0	44	47.41	35	2.24	0.440	320
WB0402T43NS	43	G, J, K	25	45.8	46	61.55	35	2.03	0.810	100
WB0402T47NS	47	G, J, K	20	52.85	42	-	-	2.10	0.830	150
WB0402T51NS	51	G, J, K	25	56.6	40	-	-	1.75	0.820	100
WB0402T56NS	56	G, J, K	22	58.59	40	-	-	1.76	0.970	100
WB0402T57NS	57	G, J, K	22	60.15	40	-	-	1.76	0.970	100
WB0402T62NS	62	G, J, K	22	64.95	40	-	-	1.76	1.620	100
WB0402T68NS	68	G, J, K	22	72.17	40	-	-	1.62	1.120	100
WB0402T72NS	72	G, J, K	20	-	-	-	-	1.26	2.000	30
WB0402T75NS	75	G, J, K	20	-	-	-	-	1.62	2.000	50
WB0402T82NS	82	G, J, K	20	-	-	-	-	1.26	1.550	50
WB0402T91NS	91	G, J, K	22	-	-	-	-	1.26	2.000	50
WB0402TR10S	100	G, J, K	20	-	-	-	-	1.16	2.000	30
WB0402TR12S	120	G, J, K	20	-	-	-	-	1.90	2.200	50



PART NUMBER	INDUCTANCE (nH)	INDUCTANCE TOLERANCE	Q MIN.	TEST FREQUENCY (MHz)	SRF (MHz) MIN.	DCR (Ω) MAX.	IRMS (mA)	COLOR CODE
WB0603T1N6S	1.6	K, J	24	250	12500	0.030	700	BLACK
WB0603T1N8S	1.8	K, J	16	250	12500	0.045	700	BROWN
WB0603T2N1S	2.1	K, J	20	250	5800	0.050	700	RED
WB0603T2N2S	2.2	K, J	20	250	5800	0.100	700	ORANGE
WB0603T3N3S	3.3	K, J	20	250	5500	0.070	700	VIOLET
WB0603T3N6S	3.6	K, J	22	250	5900	0.063	700	RED
WB0603T3N9S	3.9	K, J	22	250	6900	0.080	700	ORANGE
WB0603T4N3S	4.3	K, J	22	250	5900	0.063	700	YELLOW
WB0603T4N7S	4.7	K, J	20	250	5800	0.116	700	GREEN
WB0603T5N1S	5.1	K, J	20	250	5700	0.140	700	BLUE
WB0603T5N6S	5.6	K, J	15	250	5800	0.150	700	GRAY
WB0603T6N1S	6.1	K, J	25	250	5800	0.110	700	WHITE
WB0603T6N3S	6.3	J, G	25	250	5800	0.110	700	GRAY
WB0603T6N8S	6.8	K, J, G	27	250	5800	0.110	700	VIOLET
WB0603T7N2S	7.2	K, J, G	28	250	4800	0.106	700	BLACK
WB0603T7N5S	7.5	K, J, G	28	250	4800	0.106	700	GRAY
WB0603T8N2S	8.2	K, J, G	25	250	5800	0.120	700	BLACK
WB0603T8N4S	8.4	K, J, G	28	250	4600	0.109	700	RED
WB0603T8N5S	8.5	K, J, G	28	250	4600	0.109	700	RED
WB0603T8N7S	8.7	J, G	28	250	4600	0.109	700	WHITE
WB0603T9N5S	9.5	J, G	28	250	5400	0.135	700	BLACK
WB0603T10NS	10	J, G	31	250	4800	0.130	700	BROWN
WB0603T11NS	11	J, G	33	250	4000	0.086	700	RED
WB0603T12NS	12	J, G	35	250	4000	0.130	700	ORANGE
WB0603T13NS	13	J, G	35	250	4000	0.15	700	YELLOW
WB0603T14NS	14	J, G	35	250	4000	0.170	700	BROWN
WB0603T15NS	15	J, G	35	250	4000	0.170	700	YELLOW
WB0603T16NS	16	J, G	34	250	3300	0.104	700	GREEN
WB0603T18NS	18	J, G	35	250	3100	0.170	700	BLUE
WB0603T20NS	20	J, G	40	250	3000	0.190	700	GREEN
WB0603T22NS	22	J, G	38	250	3000	0.190	700	VIOLET
WB0603T24NS	24	J, G	37	250	2650	0.135	700	GRAY
WB0603T27NS	27	J, G	40	250	2800	0.220	600	WHITE
WB0603T30NS	30	J, G	37	250	2250	0.220	600	BLACK
WB0603T33NS	33	J, G	40	250	2300	0.220	600	BROWN
WB0603T36NS	36	J, G	38	250	2080	0.250	600	RED
WB0603T39NS	39	J, G	40	250	2200	0.250	600	ORANGE
WB0603T43NS	43	J, G	39	250	2000	0.280	600	YELLOW
WB0603T47NS	47	J, G	38	200	2000	0.280	600	GREEN
WB0603T51NS	51	J, G	35	200	1900	0.270	600	BROWN
WB0603T56NS	56	J, G	38	200	1900	0.310	600	BLUE
WB0603T62NS	62	J, G	37	200	1800	0.340	600	GRAY
WB0603T68NS	68	J, G	37	200	1700	0.340	600	VIOLET
WB0603T72NS	72	J, G	34	150	1700	0.490	400	GRAY
WB0603T75NS	75	J, G	34	150	1700	0.52	400	BLUE
WB0603T82NS	82	J, G	34	150	1700	0.540	400	WHITE
WB0603T91NS	91	J, G	30	150	1700	0.500	400	BLUE
WB0603TR10S	100	J, G	34	150	1400	0.580	400	BLACK
WB0603TR11S	110	J, G	32	150	1350	0.610	300	BROWN
WB0603TR12S	120	J, G	32	150	1300	0.650	300	RED
WB0603TR13S	130	J, G	30	150	1400	0.720	300	WHITE
WB0603TR15S	150	J, G	28	150	990	0.920	280	ORANGE
WB0603TR16S	160	J, G	25	100	1300	1.400	280	BROWN
WB0603TR18S	180	J, G	25	100	990	1.250	240	YELLOW
WB0603TR20S	200	J, G	25	100	990	1.980	200	RED
WB0603TR22S	220	J, G	25	100	900	1.900	200	GREEN
WB0603TR26S	260	J, G	25	100	1000	2.000	200	VIOLET
WB0603TR27S	270	J, G	24	100	900	2.300	170	BLUE
WB0603TR33S	330	J, G	24	100	900	3.90	185	VIOLET
WB0603TR339	390	J, G	25	100	900	4.35	100	GRAY
WB0603TR43S	430	J, G	25	100	800	4.50	100	GREEN
WB0603TR47S	470	J, G	25	100	600	3.600	80	WHITE

PART NUMBER	INDUCTANCE (nH)	TEST FREQUENCY (MHz)	INDUCTANCE TOLERANCE	Q MIN.	TEST FREQUENCY (MHz)	SRF (MHz) MIN.	DCR (Ω) MAX.	IRMS (mA)	COLOR CODE
WB0805T2N2S	2.2	250	K, J	35	1500	3000	0.08	600	WHITE
WB0805T2N7S	2.7	250	K, J	80	1500	7900	0.03	600	BROWN
WB0805T2N8S	2.8	250	K, J	80	1500	7900	0.06	800	RED
WB0805T2N9S	2.9	250	K, J	50	1000	4700	0.05	600	BLUE
WB0805T3N0S	3.0	250	K, J	65	1500	7900	0.06	800	VIOLET
WB0805T3N3S	3.3	250	K, J	35	1500	7900	0.08	600	BLACK
WB0805T5N6S	5.6	250	K, J	65	1000	5500	0.08	600	VIOLET
WB0805T6N8S	6.8	250	K, J	50	1000	5500	0.11	600	BROWN
WB0805T7N2S	7.5	250	K, J	50	1000	4500	0.10	600	BLACK
WB0805T8N2S	8.2	250	K, J, G	50	1000	4700	0.12	600	RED
WB0805T8N7S	8.7	250	K, J, G	50	1000	4700	0.10	400	WHITE
WB0805T10NS	10	250	K, J, G	60	500	4200	0.10	600	RED
WB0805T12NS	12	250	K, J, G	50	500	4000	0.15	600	ORANGE
WB0805T15NS	15	250	K, J, G	50	500	3400	0.17	600	YELLOW
WB0805T18NS	18	250	K, J, G	50	500	3300	0.20	600	GREEN
WB0805T22NS	22	250	K, J, G	55	500	2600	0.22	500	BLUE
WB0805T24NS	24	250	K, J, G	50	500	2000	0.22	500	RED
WB0805T27NS	27	250	K, J, G	55	500	2500	0.25	500	VIOLET
WB0805T33NS	33	250	K, J, G	60	500	2050	0.27	500	GRAY
WB0805T36NS	36	250	K, J, G	55	500	1700	0.27	500	YELLOW
WB0805T39NS	39	250	K, J, G	60	500	2000	0.29	500	BLACK
WB0805T43NS	43	200	K, J, G	60	500	1650	0.34	500	BROWN
WB0805T47NS	47	200	K, J, G	60	500	1650	0.31	500	RED
WB0805T56NS	56	200	K, J, G	60	500	1550	0.34	500	ORANGE
WB0805T68NS	68	200	K, J, G	60	500	1450	0.38	500	BLUE
WB0805T82NS	82	150	K, J, G	65	500	1300	0.42	400	YELLOW
WB0805T91NS	91	150	K, J, G	65	500	1200	0.48	400	VIOLET
WB0805TR10S	100	150	K, J, G	65	500	1200	0.46	400	GREEN
WB0805TR11S	110	150	K, J, G	50	500	1000	0.48	400	BLUE
WB0805TR12S	120	150	K, J, G	50	500	1100	0.51	400	YELLOW
WB0805TR15S	150	100	K, J, G	50	250	920	0.56	400	BLUE
WB0805TR16S	160	100	K, J, G	50	250	900	0.60	400	YELLOW
WB0805TR18S	180	100	K, J, G	50	250	870	0.64	400	VIOLET
WB0805TR20S	200	100	K, J, G	50	250	860	0.68	400	RED
WB0805TR22S	220	100	K, J, G	50	250	850	0.70	400	GRAY
WB0805TR24S	240	100	K, J, G	44	250	690	1.00	350	BLACK
WB0805TR25S	250	100	K, J, G	50	250	680	1.00	350	YELLOW
WB0805TR27S	270	100	K, J, G	48	250	650	1.15	350	WHITE
WB0805TR30S	300	100	K, J, G	48	250	620	1.20	300	GRAY
WB0805TR33S	330	100	K, J, G	48	250	600	1.40	300	BLACK
WB0805TR36S	360	100	K, J, G	35	250	400	0.90	300	ORANGE
WB0805TR39S	390	100	K, J, G	48	250	560	1.50	300	BROWN
WB0805TR43S	430	100	K, J, G	33	100	430	1.70	190	WHITE
WB0805TR47S	470	50	K, J, G	33	100	375	1.70	250	VIOLET
WB0805TR56S	560	25	K, J, G	23	50	340	1.90	230	ORANGE
WB0805TR62S	620	25	K, J, G	23	50	200	2.00	190	ORANGE
WB0805TR68S	680	25	K, J, G	23	50	188	2.20	190	GREEN
WB0805TR82S	820	25	K, J, G	23	50	215	2.50	190	BROWN
WB0805TR91S	910	25	K, J, G	24	50	250	2.30	170	RED
WB0805T1R0S	1000	25	K, J, G	23	50	100	2.7	170	BLACK
WB0805T1R2S	1200	7.9	K, J, G	18	25	100	2.50	170	RED
WB0805T2R2S	2200	7.9	K, J, G	26	7.9	60	2.70	160	RED



PART NUMBER	INDUCTANCE (nH)	TEST FREQUENCY (MHz)	INDUCTANCE TOLERANCE	Q MIN.	TEST FREQUENCY (MHz)	SRF (MHz) MIN.	DCR (Ω) MAX.	IRMS (mA)	COLOR CODE		
									1 ST	2 ND	MULTIPLIER
WB1008T5N6S	5.6	50	K, J	50	1500	4000	0.15	1000	GREEN	BLUE	WHITE
WB1008T8N2S	8.2	50	J	50	500	4100	0.08	1000	GRAY	RED	BLACK
WB1008T10NS	10	50	K, J	50	500	4100	0.08	1000	BROWN	BLACK	BLACK
WB1008T12NS	12	50	K, J	50	500	3300	0.09	1000	BROWN	RED	BLACK
WB1008T15NS	15	50	K, J	50	500	2500	0.10	1000	BROWN	GREEN	BLACK
WB1008T18NS	18	50	K, J, G	50	350	2500	0.11	1000	BROWN	GRAY	BLACK
WB1008T22NS	22	50	K, J, G	55	350	2400	0.12	1000	RED	RED	BLACK
WB1008T24NS	24	50	K, J, G	50	350	1900	0.13	1000	RED	YELLOW	BLACK
WB1008T27NS	27	50	K, J, G	55	350	1600	0.13	1000	RED	VIOLET	BLACK
WB1008T33NS	33	50	K, J, G	60	350	1600	0.14	1000	ORANGE	ORANGE	BLACK
WB1008T36NS	36	50	K, J, G	60	350	1600	0.15	1000	ORANGE	BLUE	BLACK
WB1008T39NS	39	50	K, J, G	60	350	1500	0.15	1000	ORANGE	WHITE	BLACK
WB1008T47N	47	50	K, J, G	65	350	1500	0.16	1000	YELLOW	VIOLET	BLACK
WB1008T56NS	56	50	K, J, G	65	350	1300	0.18	1000	GREEN	BLUE	BLACK
WB1008T62NS	62	25	K, J, G	45	350	1250	0.20	1000	BLUE	GRAY	BLACK
WB1008T68NS	68	50	K, J, G	65	350	1300	0.20	1000	BLUE	GRAY	BLACK
WB1008T75NS	75	50	K, J, G	60	350	1100	0.21	1000	BLUE	GRAY	BLACK
WB1008T82NS	82	50	K, J, G	60	350	1000	0.22	1000	GRAY	RED	BLACK
WB1008TR10S	100	25	K, J, G	60	350	1000	0.56	650	BROWN	BLACK	BROWN
WB1008TR12S	120	25	K, J, G	60	350	950	0.63	650	BROWN	RED	BROWN
WB1008TR13S	130	25	K, J, G	50	350	900	0.68	620	BROWN	RED	BROWN
WB1008TR15S	150	25	K, J, G	45	100	850	0.70	580	BROWN	GREEN	BROWN
WB1008TR18S	180	25	K, J, G	45	100	750	0.77	620	BROWN	GRAY	BROWN
WB1008TR20S	200	25	K, J, G	50	100	750	0.81	500	RED	BLACK	BROWN
WB1008TR22S	220	25	K, J, G	45	100	700	0.84	500	RED	RED	BROWN
WB1008TR24S	240	25	K, J, G	50	100	650	0.84	500	RED	YELLOW	BROWN
WB1008TR27S	270	25	K, J, G	45	100	600	0.91	500	RED	VIOLET	BROWN
WB1008TR30S	300	25	K, J, G	45	100	585	1.05	660	ORANGE	BLACK	BROWN
WB1008TR33S	330	25	K, J, G	45	100	570	1.05	450	ORANGE	ORANGE	BROWN
WB1008TR36S	360	25	K, J, G	45	100	530	1.05	660	ORANGE	BLUE	BROWN
WB1008TR39S	390	25	K, J, G	45	100	500	1.12	470	ORANGE	WHITE	BROWN
WB1008TR43S	430	25	K, J, G	45	100	480	1.19	600	YELLOW	ORANGE	BROWN
WB1008TR47S	470	25	K, J, G	45	100	450	1.19	470	YELLOW	VIOLET	BROWN
WB1008TR56S	560	25	K, J, G	45	100	415	1.33	400	GREEN	BLUE	BROWN
WB1008TR62S	620	25	K, J, G	45	100	375	1.40	300	BLUE	RED	BROWN
WB1008TR68S	680	25	K, J, G	45	100	375	1.47	400	BLUE	GRAY	BROWN
WB1008TR75S	750	25	K, J, G	45	100	360	1.54	360	VIOLET	GREEN	BROWN
WB1008TR82S	820	25	K, J, G	45	100	350	1.61	400	GRAY	RED	BROWN
WB1008TR91S	910	25	K, J, G	35	50	320	1.68	380	WHITE	BROWN	BROWN
WB1008T1R0S	1000	25	K, J, G	35	50	290	1.75	370	BROWN	BLACK	RED
WB1008T1R2S	1200	25	K, J, G	35	50	250	2.0	310	BROWN	RED	RED
WB1008T1R5S	1500	7.9	K, J, G	28	50	200	2.3	330	BROWN	GREEN	RED
WB1008T1R8S	1800	7.9	K, J, G	28	50	160	2.6	300	BROWN	GRAY	RED
WB1008T2R0S	2000	7.9	K, J, G	25	50	160	2.8	280	RED	BLACK	RED
WB1008T2R2S	2200	7.9	K, J, G	28	50	160	2.8	280	RED	RED	RED
WB1008T2R7S	2700	7.9	K, J, G	22	25	140	3.2	290	RED	VIOLET	RED
WB1008T3R3S	3300	7.9	K, J, G	22	25	110	3.4	290	ORANGE	ORANGE	RED
WB1008T3R9S	3900	7.9	K, J, G	20	25	100	3.6	260	ORANGE	WHITE	RED
WB1008T4R7S	4700	7.9	K, J, G	20	25	90	4.0	260	YELLOW	VIOLET	RED
WB1008T5R6S	5600	7.9	K, J	16	7.96	20	4.5	240	GREEN	BLUE	RED
WB1008T8R2S	8200	7.9	K, J, G	15	7.96	25	6.0	170	GRAY	RED	RED
WB1008T103S	10000	2.52	K, J	15	7.96	20	9.0	150	BROWN	BLACK	ORANGE
WB1008T123S	12000	2.52	K, J	15	7.96	18	10.5	130	BROWN	RED	ORANGE
WB1008T153S	15000	2.52	K, J	15	7.96	15	11.5	120	BROWN	GREEN	ORANGE

RELIABILITY EXPERIMENT FOR ELECTRICAL

TEST ITEM	ACCEPT CRITERIA	TEST CONDITION	STANDARD SOURCE
HUMIDITY TEST	- Change from an initial value L: within±5% - No visible damage.	+40°C± 2°C, humidity of 90% ±5% (total 96 hours)	- MIL-STD-202H - Method 103 - Test Condition B
HIGH TEMPERATURE TEST	- Change from an initial value L: within±5% - No visible damage.	- Temperature: +125°C ± 2°C - Test time: 72 ± 2hrs	- IEC 68-2 - Test Condition B
LOW TEMPERATURE TEST	- Change from an initial value L: within±5% - No visible damage.	- Temperature: -40°C ± 2°C - Test time: 72 ± 2hrs	- IEC 68-2 - Test Condition A
THERMAL SHOCK	- Change from an initial value L: within±5% - No visible damage.	- +125°C ± 5°C (30 minutes) - 65 ± 5°C (30minutes) - temperature switch time: 5 minutes (total 50 cycles)	- Reference - MIL-STD-202H - Method 107 - Test Condition B-2
LIFE TEST	- Change from an initial value L: within±5% - No visible damage.	+70°C± 5°C (250 Hours)	- Reference - MIL-STD-202H - Method 108 - Test Condition B

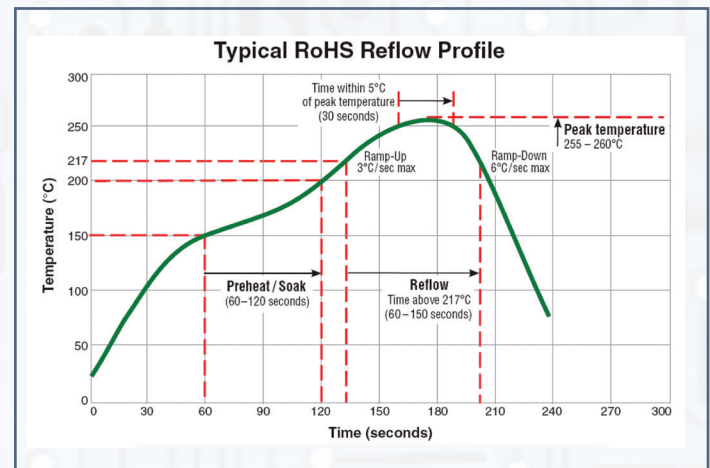
RELIABILITY EXPERIMENT FOR PHYSICAL

TEST ITEM	ACCEPT CRITERIA	TEST CONDITION	STANDARD SOURCE
VIBRATION TEST	- Change from an initial value L: within±5% - No visible damage.	- 10-55-10HZ - amplitude: 1.5mm, - direction: X, Y, Z axes - each axis 2 hours (total 6 hours)	- MIL-STD-202H - Method 201
SOLDER HEAT RESISTANCE TEST	- No visible damage.	- IR/convection reflow: Peak Temp 250±5°C for 30 ± 5 Sec. in air, - Through 3 Cycle. - Temperature Ramp:+1~4°C/sec.; - Above 183°C, must keep 90 s -120 s	- Reference - MIL-STD-202H - Method 210 - Test Condition K (Reflow)
SOLDER ABILITY TEST	-T: must have 95% above coverage	- Solder temp: 245±5°C, - Immersion time: 5 second. - Immersion rate: 25±6mm/sec.	- J-STD-002D - Test condition B1

MATERIAL LIST

ITEM	MATERIAL CATEGORY	MATERIAL TYPE	UL NO.
1	WIRE	POLYSOL	E143312
2	CORE	CERAMIC CORE	
3	EPOXY	UV TYPE	
4	TERMINAL PLATEING	AgPd+Ni+Sn	

REFLOW CHART

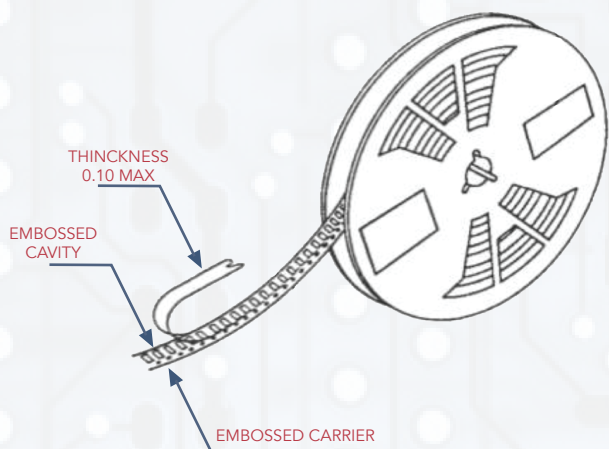


TEST INSTRUMENT

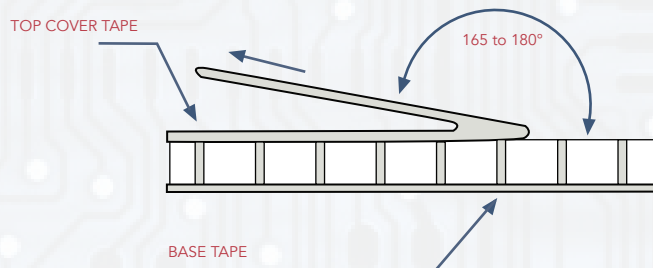
- 8-1 Inductance Q TEST BY HP4291B
- 8-2 SRF TEST BY HP 8753E
- 8-3 DC Resistance TEST BY ZENTECH 502BC



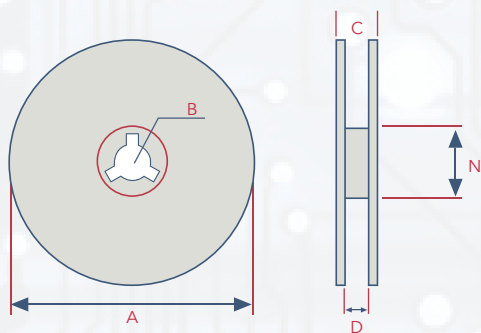
PACKAGING SPECIFICATION



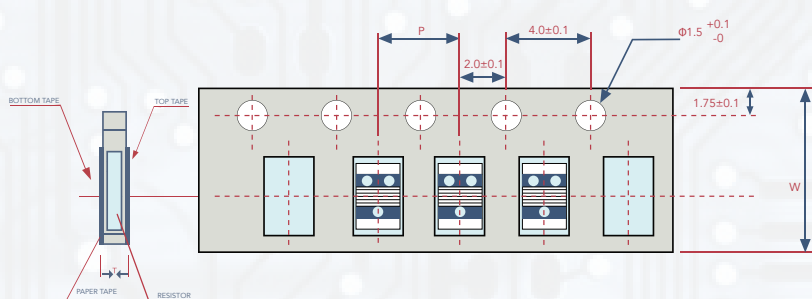
- The force for tearing off over tape is 10 to 100 grams in the arrow direction



CARRIER TAPE REELS (MM)



DIMENSIONS OF CARRIER TAPE (MM)



WB0402T Quantity Per Reel: 4k Pcs

UNIT=mm

	A	B	C	D	N	P	W	T
DIM.	178	13.0	8.4	14.4	50	2.0	8.0	0.68
TOL.	MAX.	±0.5-0.2	+2.0-0	MAX	MIN.	±0.1	±0.2	±0.03

WB0603T Quantity Per Reel: 4k Pcs

UNIT=mm

	A	B	C	D	N	P	W	T
DIM.	180	13.0	8.4	12.5	50	4.0	8.0	0.25
TOL.	MAX.	±0.8	+1.0-0	MAX	MIN.	±0.1	±0.2	±0.05

WB0805T Quantity Per Reel: 3k Pcs

UNIT=mm

	A	B	C	D	N	P	W	T
DIM.	178	13.0	8.4	12.5	50	4.0	8.0	0.25
TOL.	±2.0	±0.8	+1.0-0	MAX	MIN.	±0.1	±0.2	±0.05

WB1008T Quantity Per Reel: 2k Pcs

UNIT=mm

	A	B	C	D	N	P	W	T
DIM.	178	13.0	8.4	12.5	50	4.0	8.0	0.25
TOL.	±2.0	±0.8	+1.0-0	MAX	MIN.	±0.1	±0.2	±0.05

OUR CERTIFICATE

DiGi provide top-quality products and perfect service for customer worldwide through standardization, technological innovation and continuous improvement. DiGi through third-party certification, we stricly control the quality of products and services. Welcome your RFQ to

Email: Info@DiGi-Electronics.com



Tel: +00 852-30501935

RFQ Email: Info@DiGi-Electronics.com

DiGi is a global authorized distributor of electronic components.