

3SYD-F Datasheet



DiGi Electronics Part Number	3SYD-F-DG
Manufacturer	Bivar Inc.
Manufacturer Product Number	3SYD-F
Description	LED YELLOW DIFFUSED T-1 T/H
Detailed Description	Yellow LED Indication - Discrete 2V Radial

<https://www.DiGi-Electronics.com>

This model 3SYD-F is available at DiGi Electronics.

DiGi Electronics offers a global database of semiconductor and electronic component datasheets.

We welcome your inquiries regarding pricing, lead time, or other product-related questions.

 [Request a Quote](#)

 [Datasheet Search](#)



Tel: +00 852-30501935

RFQ Email: Info@DiGi-Electronics.com

DiGi is a global authorized distributor of electronic components.

Purchase and inquiry

Manufacturer Product Number:

3SYD-F

Series:

-

Color:

Yellow

Lens Color:

Yellow

Millicandela Rating:

30mcd

Lens Size:

3mm, T-1

Current - Test:

20mA

Mounting Type:

Through Hole

Wavelength - Peak:

590nm

Package / Case:

Radial

Size / Dimension:

-

Manufacturer:

Bivar Inc.

Product Status:

Obsolete

Configuration:

Standard

Lens Transparency:

Diffused

Lens Style:

Round with Domed Top

Voltage - Forward (Vf) (Typ):

2V

Viewing Angle:

35°

Wavelength - Dominant:

-

Features:

-

Supplier Device Package:

T-1

Height (Max):

5.30mm

Environmental & Export classification

Moisture Sensitivity Level (MSL):

1 (Unlimited)


HTSUS:

8541.41.0000

ECCN:

EAR99

3mm (T1) Package Discrete LED YELLOW, Super Bright



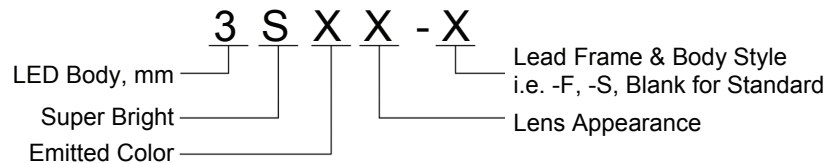
3SYX-X

- ◆ Industry Standard 3mm (T1) Package
- ◆ RoHS Compliant
- ◆ Water Clear (C), Diffused (D), and Tinted (T) Lenses
- ◆ Available in Flange (F), Standard (Blank), and Shouldered (S) Lead frame styles
- ◆ Up to 50 mcd Luminous Intensity at 20 mA
- ◆ Ideal for Status Indication and Display
- ◆ Recommended for Bivar Flexible Light Pipe assemblies

Bivar 3mm T1 Package Super Bright LED is ideal for those applications where higher ambient lighting exists such as sign boards, security system displays, and medical applications. Bivar offers water clear LED lens for maximum light output, diffused LED lens for uniform light output, and tinted lens to identify the color of the LED. The Flanged LED is ideal for Panel Mount Clip & Ring assemblies, the Standard Lead frame LED is ideal for vertical spacer assemblies without lead bends, and the Shouldered Lead frame LED has a built in strain relief feature which is ideal for Right Angle Holder assemblies that require lead bends. A long lead version is also available with a "-LL" suffix added to part numbers.

Part Number	Material	Emitted Color	Peak. Wavelength λ_p (nm) TYP.	Lens Appearance	Viewing Angle
3SYC-F	GaAsP/Gap	YELLOW	590nm	Water Clear	20°
3SYD-F				Yellow Diffused	35°
3SYT-F				Yellow Tinted	20°
3SYC				Water Clear	30°
3SYD				Yellow Diffused	40°
3SYT				Yellow Tinted	30°
3SYC-S				Water Clear	30°
3SYD-S				Yellow Diffused	40°
3SYT-S				Yellow Tinted	30°

Part Number Designation

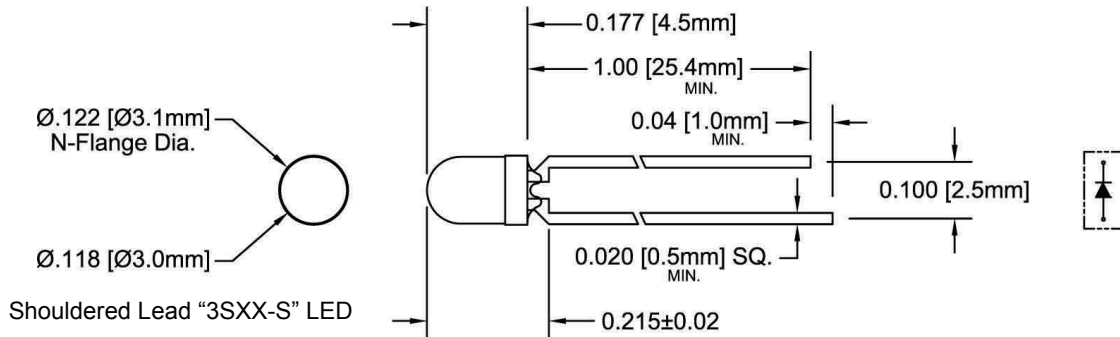
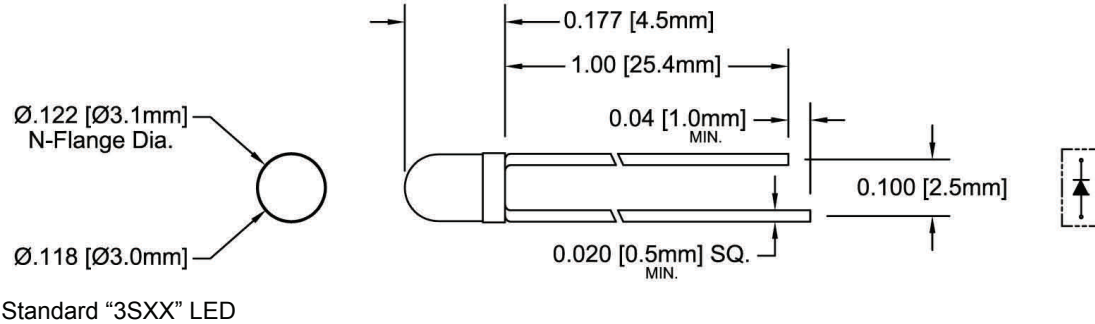
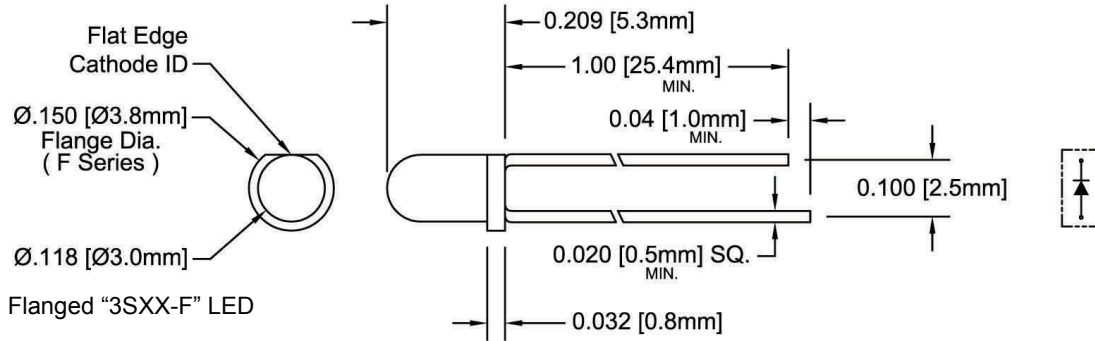


Bivar reserves the right to make changes at any time without notice.



3mm (T1) Package Discrete LED YELLOW, Super Bright

Outline Dimensions



Recommended Mounting
Hole Size = $\varnothing.032^{+.003}_{-.002}$

NOTE: Add suffix -LL for long lead.
Changes 1.00 Min. to 1.57 Min.
Standard Lead Only

- Outline Drawings Notes:**
1. All dimensions are in inches [millimeters].
 2. Standard tolerance: ± 0.010 " unless otherwise noted.
 3. Tolerance of overall epoxy outline: ± 0.020 " unless otherwise noted.
 4. Epoxy meniscus may extend to 0.060" max.

Bivar reserves the right to make changes at any time without notice.

3mm (T1) Package Discrete LED YELLOW, Super Bright



Absolute Maximum Ratings

$T_A = 25^\circ\text{C}$ unless otherwise noted

Power Dissipation	85 mW
Forward Current (DC)	30 mA
Peak Forward Current ¹	150 mA
Reverse Voltage	5 V
Operating Temperature Range	-25 ~ +85°C
Storage Temperature Range	-30 ~ +100°C
Lead Soldering Temperature (3 mm from the base of the epoxy bulb) ²	260°C

Notes: 1. 10% Duty Cycle, Pulse Width \leq 0.1 msec. 2. Solder time less than 5 seconds at temperature extreme.

Electrical / Optical Characteristics

$T_A = 25^\circ\text{C}$ & $I_F = 20\text{ mA}$ unless otherwise noted

Part Number	Forward Voltage (V) ¹			Recommend Forward Current (mA)			Reverse Current (μA)	Dominant Wavelength (nm) ²			Luminous Intensity I_v (mcd)			Viewing Angle $2\theta_{1/2}$ (deg)
	MIN	TYP	MAX	MIN	TYP	MAX	MAX	MIN	TYP	MAX	MIN	TYP	MAX	TYP
3SYC-F								/	/	/	/	50	/	20
3SYD-F	/	2.0	2.8	/	20	/	100	/	/	/	/	30	/	35
3SYT-F								/	/	/	/	50	/	20
3SYC								/	/	/	/	50	/	30
3SYD	/	2.0	2.8	/	20	/	100	/	/	/	/	30	/	40
3SYT								/	/	/	/	50	/	30
3SYC-S								/	/	/	/	50	/	30
3SYD-S	/	2.0	2.8	/	20	/	100	/	/	/	/	30	/	40
3SYT-S								/	/	/	/	50	/	30

Notes: 1. Tolerance of forward voltage : $\pm 0.05\text{V}$. 2. Tolerance of dominant wavelength : $\pm 1.0\text{nm}$.

Bivar reserves the right to make changes at any time without notice.

3mm (T1) Package Discrete LED YELLOW, Super Bright



Typical Electrical / Optical Characteristics

$T_A = 25^\circ\text{C}$ unless otherwise noted

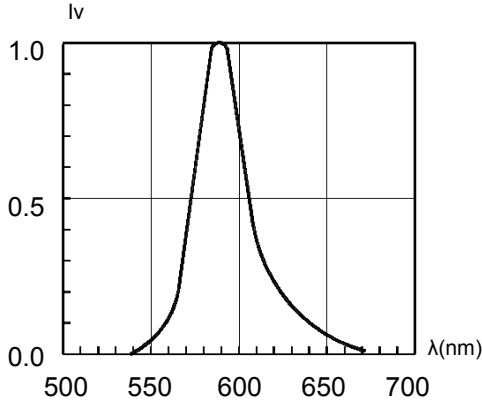


Fig. 1 Relative Luminous Intensity vs. Wavelength @ 20mA

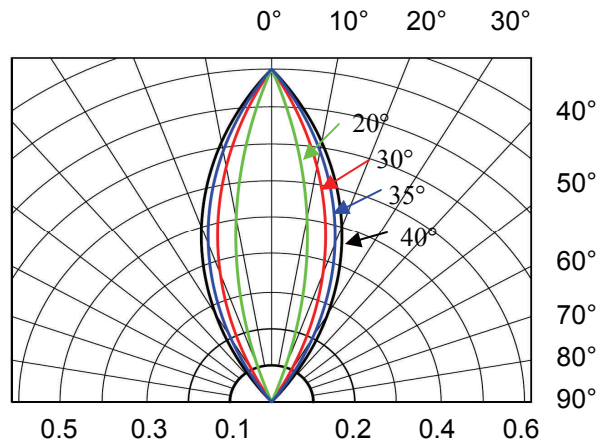


Fig. 2 Directivity Radiation Diagram

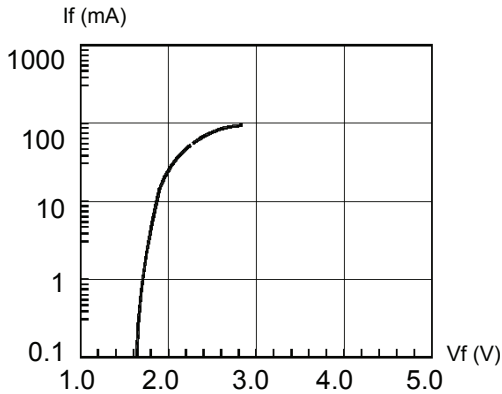


Fig. 3 Forward Current vs. Forward Voltage

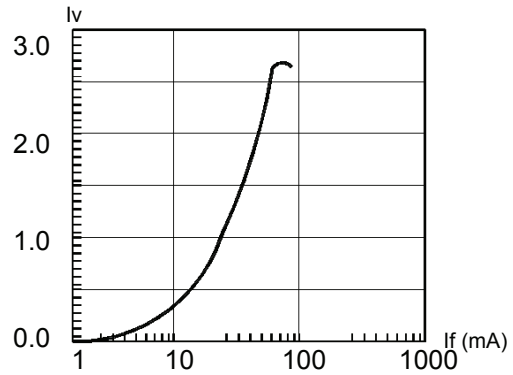


Fig. 4 Relative Luminous Intensity vs. Forward Current Normalize @ 20 mA

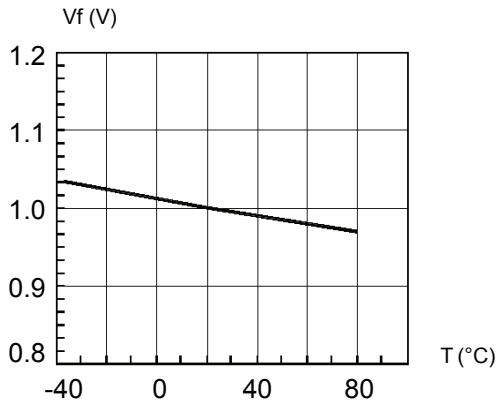


Fig. 5 Forward Voltage vs. Temperature

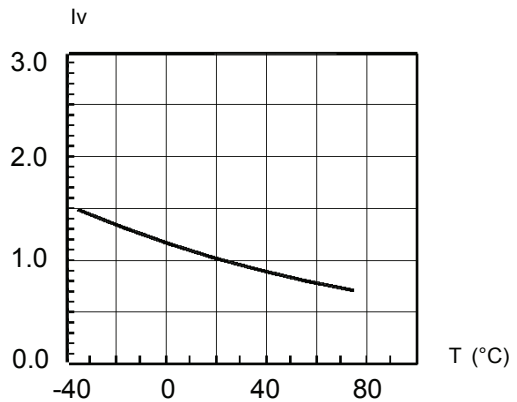


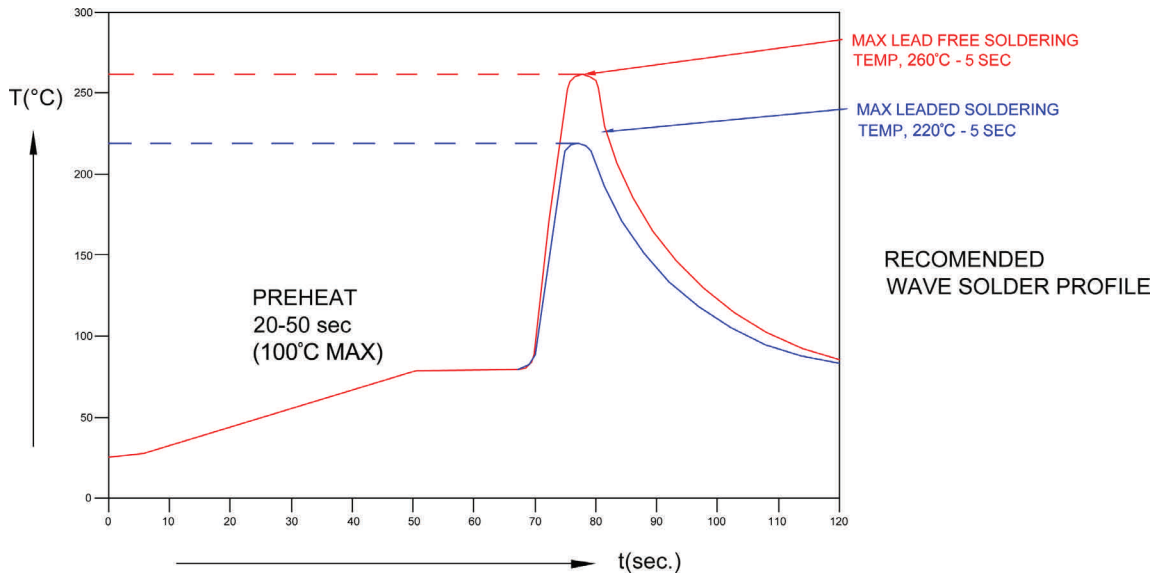
Fig. 6 Relative Luminous Intensity vs. Temperature

Bivar reserves the right to make changes at any time without notice.

3mm (T1) Package Discrete LED YELLOW, Super Bright

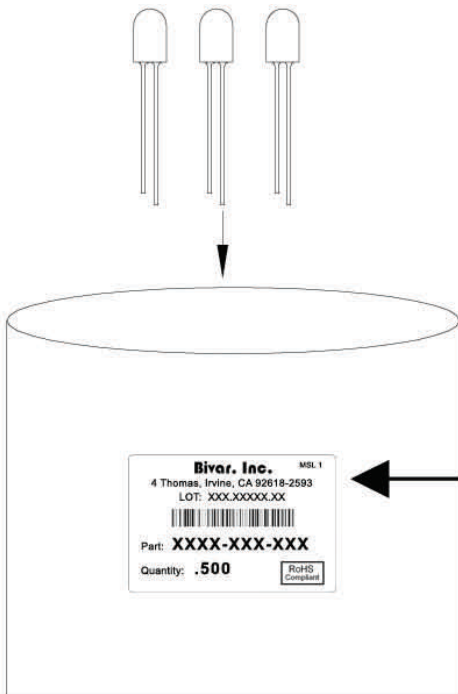


Recommended Soldering Conditions



Recommended Lead Free Wave Soldering Profile	
Preheat Temperature: 100°C Max.	Peak Temperature: 260°C Max.
Preheat Time: 20 ~ 50 Seconds	Solder Time Above 217°C: 5 Seconds Max.
Note: Turn off top heater at preheat to prevent the lamp body directly exposed to the heat source.	

Packaging and Labeling Plan



Bivar, Inc. MSL 1

4 Thomas, Irvine, CA 92618-2593
LOT: XXX.XXXXX.XX



Part: **XXXX-XXX-XXX**

Quantity: **.500**

RoHS
Compliant

AntiStatic Poly Bag with Desiccant
(500 pcs Max. per Bag)

Bivar reserves the right to make changes at any time without notice.

OUR CERTIFICATE

DiGi provide top-quality products and perfect service for customer worldwide through standardization, technological innovation and continuous improvement. DiGi through third-party certification, we stricly control the quality of products and services. Welcome your RFQ to

Email: Info@DiGi-Electronics.com



Tel: +00 852-30501935

RFQ Email: Info@DiGi-Electronics.com

DiGi is a global authorized distributor of electronic components.