


# CS220-16D Datasheet

[www.digi-electronics.com](http://www.digi-electronics.com)



<https://www.DiGi-Electronics.com>

DiGi Electronics Part Number	CS220-16D-DG
Manufacturer	<a href="#">Central Semiconductor Corp</a>
Manufacturer Product Number	CS220-16D
Description	SCR 400V 16A TO220
Detailed Description	SCR 400 V 16 A Standard Recovery Through Hole TO-220-3

This model CS220-16D is available at DiGi Electronics.

DiGi Electronics offers a global database of semiconductor and electronic component datasheets.

We welcome your inquiries regarding pricing, lead time, or other product-related questions.

 [Request a Quote](#)

 [Datasheet Search](#)



Tel: +00 852-30501935

RFQ Email: [Info@DiGi-Electronics.com](mailto:Info@DiGi-Electronics.com)

DiGi is a global authorized distributor of electronic components.

## Purchase and inquiry

Manufacturer Product Number:

CS220-16D

Series:

-

Voltage - Off State:

400 V

Current - Gate Trigger (Igt) (Max):

15 mA

Current - On State (It (RMS)) (Max):

16 A

Current - Non Rep. Surge 50, 60Hz (Itsm):

-

Operating Temperature:

-40°C ~ 125°C

Package / Case:

TO-220-3

Manufacturer:

Central Semiconductor Corp

Product Status:

Obsolete

Voltage - Gate Trigger (Vgt) (Max):

1.5 V

Voltage - On State (Vtm) (Max):

1.6 V

Current - Hold (Ih) (Max):

20 mA

SCR Type:

Standard Recovery

Mounting Type:

Through Hole

Supplier Device Package:

TO-220-3

## Environmental & Export classification

Moisture Sensitivity Level (MSL):

1 (Unlimited)

ECCN:

EAR99

REACH Status:


REACH Unaffected

HTSUS:

8541.30.0080

CS220-16B  
CS220-16D  
CS220-16M  
CS220-16N

**SILICON CONTROLLED RECTIFIERS  
16 AMP, 200 THRU 800 VOLT**



**TO-220 CASE**

**Central**  
Semiconductor Corp.

[www.centrasemi.com](http://www.centrasemi.com)

**DESCRIPTION:**

The CENTRAL SEMICONDUCTOR CS220-16B series types are epoxy molded SCRs designed for sensing circuit and control system applications.

**MARKING: FULL PART NUMBER**

**MAXIMUM RATINGS:** ( $T_C=25^\circ\text{C}$  unless otherwise noted)

	SYMBOL	CS220				UNITS
		-16B	-16D	-16M	-16N	
Peak Repetitive Off-State Voltage	$V_{DRM}, V_{RRM}$	200	400	600	800	V
RMS On-State Current ( $T_C=90^\circ\text{C}$ )	$I_T(\text{RMS})$		16			A
Peak One Cycle Surge Current, $t=10\text{ms}$	$I_{TSM}$		160			A
$I^2t$ Value for Fusing, $t=10\text{ms}$	$I^2t$		128			$\text{A}^2\text{s}$
Peak Gate Power Dissipation, $t_p=10\mu\text{s}$	$P_{GM}$		40			W
Average Gate Power Dissipation	$P_{G(AV)}$		1.0			W
Peak Forward Gate Current, $t_p=10\mu\text{s}$	$I_{FGM}$		4.0			A
Peak Forward Gate Voltage, $t_p=10\mu\text{s}$	$V_{FGM}$		16			V
Peak Reverse Gate Voltage, $t_p=10\mu\text{s}$	$V_{RGM}$		5.0			V
Critical Rate of Rise of On-State Current	$di/dt$		100			$\text{A}/\mu\text{s}$
Operating Junction Temperature	$T_J$		-40 to +125			$^\circ\text{C}$
Storage Temperature	$T_{stg}$		-40 to +150			$^\circ\text{C}$
Thermal Resistance	$\theta_{JA}$		60			$^\circ\text{C}/\text{W}$
Thermal Resistance	$\theta_{JC}$		2.5			$^\circ\text{C}/\text{W}$

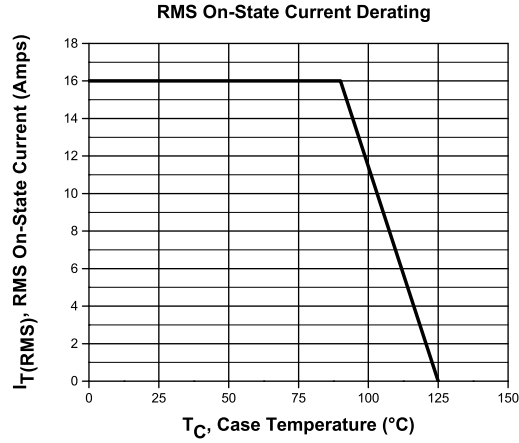
**ELECTRICAL CHARACTERISTICS:** ( $T_C=25^\circ\text{C}$  unless otherwise noted)

SYMBOL	TEST CONDITIONS	MIN	TYP	MAX	UNITS
$I_{DRM}, I_{RRM}$	Rated $V_{DRM}, V_{RRM}$			10	$\mu\text{A}$
$I_{DRM}, I_{RRM}$	Rated $V_{DRM}, V_{RRM}, T_C=125^\circ\text{C}$			2.0	$\text{mA}$
$I_{GT}$	$V_D=12\text{V}, R_L=10\Omega$		3.4	15	$\text{mA}$
$I_H$	$I_T=100\text{mA}$		8.8	20	$\text{mA}$
$V_{GT}$	$V_D=12\text{V}, R_L=10\Omega$		0.64	1.5	V
$V_{TM}$	$I_{TM}=32\text{A}, t_p=380\mu\text{s}$		1.4	1.6	V
$dv/dt$	$V_D=\frac{2}{3}\text{Rated } V_{DRM}, T_C=125^\circ\text{C}$	500			$\text{V}/\mu\text{s}$

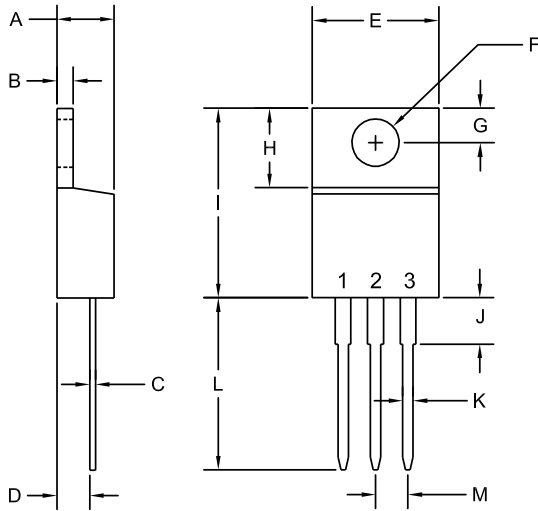


**CS220-16B**  
**CS220-16D**  
**CS220-16M**  
**CS220-16N**  
  
**SILICON CONTROLLED RECTIFIERS**  
**16 AMP, 200 THRU 800 VOLT**

**TYPICAL ELECTRICAL CHARACTERISTICS**



**TO-220 CASE - MECHANICAL OUTLINE**



SYMBOL	DIMENSIONS			
	INCHES		MILLIMETERS	
	MIN	MAX	MIN	MAX
A	0.170	0.190	4.31	4.82
B	0.045	0.055	1.15	1.39
C	0.013	0.026	0.33	0.65
D	0.083	0.107	2.10	2.72
E	0.394	0.417	10.01	10.60
F (DIA)	0.140	0.157	3.55	4.00
G	0.100	0.118	2.54	3.00
H	0.230	0.270	5.85	6.85
I	0.560	0.625	14.23	15.87
J	-	0.250	-	6.35
K	0.025	0.038	0.64	0.96
L	0.500	0.579	12.70	14.70
M	0.090	0.110	2.29	2.79

TO-220 (REV: R2)

**LEAD CODE:**

- 1) Cathode
- 2) Anode
- 3) Gate

Tab is common to pin 2

**MARKING: FULL PART NUMBER**

R3 (24-October 2013)



## OUTSTANDING SUPPORT AND SUPERIOR SERVICES

---

### PRODUCT SUPPORT

Central's operations team provides the highest level of support to insure product is delivered on-time.

- Supply management (Customer portals)
- Inventory bonding
- Consolidated shipping options
- Custom bar coding for shipments
- Custom product packing

---

### DESIGNER SUPPORT/SERVICES

Central's applications engineering team is ready to discuss your design challenges. Just ask.

- Free quick ship samples (2<sup>nd</sup> day air)
- Online technical data and parametric search
- SPICE models
- Custom electrical curves
- Environmental regulation compliance
- Customer specific screening
- Up-screening capabilities
- Special wafer diffusions
- PbSn plating options
- Package details
- Application notes
- Application and design sample kits
- Custom product and package development

---

### CONTACT US

#### Corporate Headquarters & Customer Support Team

Central Semiconductor Corp.  
 145 Adams Avenue  
 Hauppauge, NY 11788 USA  
 Main Tel: (631) 435-1110  
 Main Fax: (631) 435-1824  
 Support Team Fax: (631) 435-3388  
[www.centalsemi.com](http://www.centalsemi.com)

**Worldwide Field Representatives:**  
[www.centalsemi.com/wwreps](http://www.centalsemi.com/wwreps)

**Worldwide Distributors:**  
[www.centalsemi.com/wwdistributors](http://www.centalsemi.com/wwdistributors)

---

For the latest version of Central Semiconductor's **LIMITATIONS AND DAMAGES DISCLAIMER**, which is part of Central's Standard Terms and Conditions of sale, visit: [www.centalsemi.com/terms](http://www.centalsemi.com/terms)



# Product End of Life Notification

<http://www.centralsemi.com>

<b>PDN ID:</b>	PDN01051
<b>Notification Date:</b>	8/24/16
<b>Last Buy Date:</b>	2/24/17
<b>Last Shipment Date</b>	8/24/17

Summary: The CS220 series of Silicon Controlled Rectifiers in the TO-220 case is discontinued and now classified as End of Life (EOL).

Although Central Semiconductor Corp. makes every effort to continue to produce devices that have been proclaimed EOL (End of Life) by various manufacturers, it is an accepted industry practice to discontinue certain devices when customer demand falls below a minimum level of sustainability. Accordingly, the following product(s) have been transitioned to End of Life status as part of Central's Product Management Process. Any replacement product will be noted below. The effective date for placing the last purchase order will be six(6) months from the date of this notice and twelve(12) months from the notice date for final shipments; this may be extended if inventory is available.

<u>Central Part Number</u>	<u>Replacement</u>
CS220-10B	N/A
CS220-10D	N/A
CS220-10M	N/A
CS220-10N	N/A
CS220-12B	N/A
CS220-12D	N/A
CS220-12M	N/A
CS220-12N	N/A
CS220-12P	N/A
CS220-16B	N/A
CS220-16D	N/A
CS220-16M	N/A
CS220-16N	N/A
CS220-16P	N/A
CS220-25B	N/A
CS220-25D	N/A
CS220-25M	N/A
CS220-25N	N/A
CS220-25P	N/A
CS220-25PB	N/A
CS220-35M	N/A
CS220-35N	N/A
CS220-8B	N/A
CS220-8D	N/A
CS220-8F	N/A
CS220-8M	N/A
CS220-8N	N/A

Central would be happy to assist you by providing additional information or technical data to help locate an alternate source if we have no replacement available. Please email your requests to [engineering@centralsemi.com](mailto:engineering@centralsemi.com).

**DISCLAIMER:** This End of Life (EOL) notification is in accordance with JEDEC standard JESD48 - Product Discontinuance. Central Semiconductor Corp. will make every effort to offer life-time buy (LTB) opportunities and/or offer replacement devices to existing customers for discontinued devices, however, one or both may not be possible for all devices. Please contact your local Central Semiconductor sales representative for LTB opportunities/additional information.

## OUR CERTIFICATE

DiGi provide top-quality products and perfect service for customer worldwide through standardization, technological innovation and continuous improvement. DiGi through third-party certification, we strictly control the quality of products and services. Welcome your RFQ to

Email: [Info@DiGi-Electronics.com](mailto:Info@DiGi-Electronics.com)



Tel: +00 852-30501935

RFQ Email: [Info@DiGi-Electronics.com](mailto:Info@DiGi-Electronics.com)

DiGi is a global authorized distributor of electronic components.