

CT0603CSF-36NG Datasheet

www.digi-electronics.com



DiGi Electronics Part Number	CT0603CSF-36NG-DG
Manufacturer	Central Technologies
Manufacturer Product Number	CT0603CSF-36NG
Description	SMD CER CORE WIRE-WOUND INDUCTOR
Detailed Description	36 nH Wirewound Inductor 250mOhm

<https://www.DiGi-Electronics.com>



Tel: +00 852-30501935

RFQ Email: Info@DiGi-Electronics.com

DiGi is a global authorized distributor of electronic components.

Purchase and inquiry

Manufacturer Product Number:

CT0603CSF-36NG

Series:

ct0603csf

Type:

Wirewound

Tolerance:

±2%

Frequency - Self Resonant:

2.08GHz

Mounting Type:

Surface Mount

Manufacturer:

Central Technologies

Product Status:

Active

Inductance:

36 nH

DC Resistance (DCR):

250mOhm

Operating Temperature:

-40°C ~ 125°C

Environmental & Export classification

RoHS Status:

ROHS3 Compliant

REACH Status:

REACH info available upon request


Moisture Sensitivity Level (MSL):

Vendor Undefined

Wire-wound Chip Inductors - Open

CT0603CSF Series

From 1.6nH to 390nH



CHARACTERISTICS

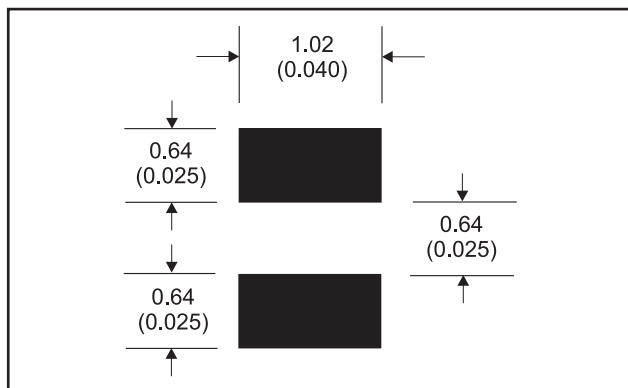
- Description:** SMD ceramic core wire-wound chip inductor
- Applications:** RF products for cellular phone, GPS receiver, base station, repeater, wireless LAN/mouse/keyboard/earphone, remote control, security system, etc.
- Operating Temperature:** -40°C to +125°C (including self-temperature rise)
- Inductance Tolerance:** ±2%, ±5%, ±10%, ±20%
- Testing:** Inductance and Q are tested on an HP4287 at specified frequency
- Packaging:** Tape & Reel
- Miscellaneous:** RoHS Compliant
- Additional Information:** Additional electrical & physical information available upon request
- Samples available.** See website for ordering information

SPECIFICATIONS

Please specify tolerance code when ordering.
 CT0603CSF-1N6_ ← G = ±2%, J = ±5%, K = ±10%, M = ±20%
 *J, K or M only

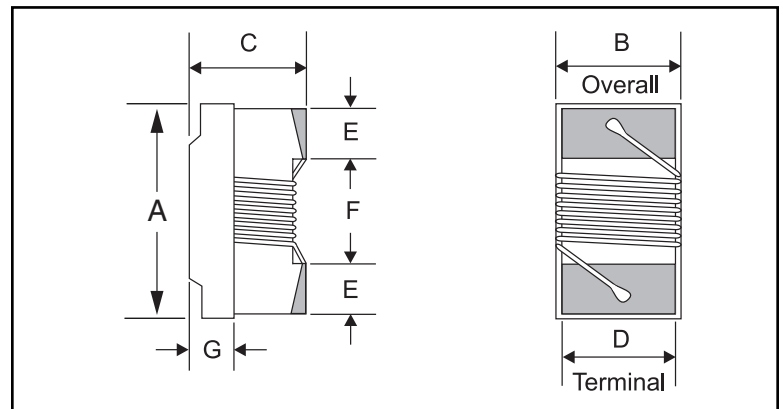
Part Number	Inductance (nH)	L Test Freq. (MHz)	Q Fact. Min.	Q Test Freq. (MHz)	SRF Min. (MHz)	DCR Max. (Ω)	Rated DC (mA)
CT0603CSF-1N6_*	1.6	250	24	250	12500	.030	700
CT0603CSF-1N8_*	1.8	250	16	250	12500	.045	700
CT0603CSF-2N2_*	2.2	250	13	250	12500	.250	100
CT0603CSF-3N3_	3.3	250	35	250	5900	.045	700
CT0603CSF-3N6_	3.6	250	22	250	5900	.063	700
CT0603CSF-3N9_	3.9	250	22	250	6900	.080	700
CT0603CSF-4N3_	4.3	250	22	250	5900	.063	700
CT0603CSF-4N7_	4.7	250	20	250	5800	.116	700
CT0603CSF-5N1_	5.1	250	20	250	5700	.140	700
CT0603CSF-5N6_	5.6	250	20	250	5700	.170	700
CT0603CSF-6N2_	6.2	250	25	250	5800	.110	700
CT0603CSF-6N3_	6.3	250	20	250	5700	.140	700
CT0603CSF-6N8_	6.8	250	27	250	5800	.110	700
CT0603CSF-7N5_	7.5	250	28	250	4800	.106	700
CT0603CSF-8N2_	8.2	250	28	250	4700	.109	700
CT0603CSF-8N7_	8.7	250	28	250	4600	.109	700
CT0603CSF-9N5_	9.5	250	28	250	5400	.135	700
CT0603CSF-10N_	10	250	31	250	4800	.130	700
CT0603CSF-11N_	11	250	33	250	4000	.086	700
CT0603CSF-12N_	12	250	35	250	4000	.130	700
CT0603CSF-15N_	15	250	35	250	4000	.170	700
CT0603CSF-16N_	16	250	34	250	3300	.104	700
CT0603CSF-18N_	18	250	35	250	3100	.170	700
CT0603CSF-22N_	22	250	38	250	3000	.190	700
CT0603CSF-23N_	23	250	38	250	2850	.135	700
CT0603CSF-24N_	24	250	37	250	2650	.135	700
CT0603CSF-27N_	27	250	40	250	2800	.220	600
CT0603CSF-30N_	30	250	37	250	2250	.144	600
CT0603CSF-33N_	33	250	40	250	2300	.220	600
CT0603CSF-36N_	36	250	38	250	2080	.250	600
CT0603CSF-39N_	39	250	40	250	2200	.250	600
CT0603CSF-43N_	43	250	39	250	2000	.280	600
CT0603CSF-47N_	47	200	38	200	2000	.280	600
CT0603CSF-51N_	51	200	35	200	1900	.340	600
CT0603CSF-56N_	56	200	38	200	1900	.310	600
CT0603CSF-68N_	68	200	37	200	1700	.340	600
CT0603CSF-72N_	72	150	34	150	1700	.490	400
CT0603CSF-82N_	82	150	34	150	1700	.540	400
CT0603CSF-R10_	100	150	34	150	1400	.580	400
CT0603CSF-R11_	110	150	32	150	1350	.610	300
CT0603CSF-R12_	120	150	32	150	1300	.750	300
CT0603CSF-R15_	150	150	28	150	990	.920	280
CT0603CSF-R18_	180	100	25	100	990	1.25	240
CT0603CSF-R22_	220	100	25	100	900	2.10	200
CT0603CSF-R27_	270	100	24	100	900	2.30	170
CT0603CSF-R33_	330	100	25	100	900	3.89	100
CT0603CSF-R39_	390	100	25	100	900	4.35	100

PAD LAYOUT



PHYSICAL DIMENSIONS

Size	A	B	C	D	E	F	G
	Max.	Max.	Max.				
mm	1.8	1.12	1.02	0.76	0.33	0.86	0.38
inches	0.07	0.044	0.04	0.03	0.013	0.034	0.015



OUR CERTIFICATE

DiGi provide top-quality products and perfect service for customer worldwide through standardization, technological innovation and continuous improvement. DiGi through third-party certification, we strictly control the quality of products and services. Welcome your RFQ to

Email: Info@DiGi-Electronics.com



Tel: +00 852-30501935

RFQ Email: Info@DiGi-Electronics.com

DiGi is a global authorized distributor of electronic components.