

CSAB1250A-1R0M Datasheet



<https://www.DiGi-Electronics.com>

DiGi Electronics Part Number	CSAB1250A-1R0M-DG
Manufacturer	CODACA
Manufacturer Product Number	CSAB1250A-1R0M
Description	MOLDED POWER INDUCTOR
Detailed Description	1 μ H Shielded Molded Inductor 25.5 A 2.2mOhm Max 2-SMD Low DCR, Low Loss



Tel: +00 852-30501935

RFQ Email: Info@DiGi-Electronics.com

DiGi is a global authorized distributor of electronic components.

Purchase and inquiry

Manufacturer Product Number:

CSAB1250A-1R0M

Series:

CSAB1250A

Type:

Molded

Inductance:1 μ H**Current Rating (Amps):**

25.5 A

Shielding:

Shielded

Q @ Freq:

-

Ratings:

AEC-Q200

Inductance Frequency - Test:

100 kHz

Mounting Type:

Surface Mount

Supplier Device Package:

2-SMD

Height - Seated (Max):

0.197" (5.00mm)

Manufacturer:

CODACA

Product Status:

Active

Material - Core:

Alloy Powder

Tolerance: \pm 20%**Current - Saturation (Isat):**

37A

DC Resistance (DCR):

2.2mOhm Max

Frequency - Self Resonant:

-

Operating Temperature:

-40°C ~ 125°C

Features:

Low DCR, Low Loss

Package / Case:

2-SMD

Size / Dimension:

0.543" L x 0.496" W (13.80mm x 12.60mm)

Environmental & Export classification

RoHS Status:

ROHS3 Compliant

REACH Status:

REACH Unaffected

HTSUS:

8504.50.8000

Moisture Sensitivity Level (MSL):


1 (Unlimited)

ECCN:

EAR99



Molding Power Choke CSAB1250A Series



Outline:

- Magnetic shielded structure:excellent resistance to electro Magnetic interference (EMI)
- A composite structure,ultra low buzz noise
- Low loss,high efficiency,wide application frequency
- Lightweight design,save space,suitable for high density SMT

Features:

- Core material: Alloy powder
- Environmental: RoHS, Reach compliant ,Halogen free
- Weight:4.23g
- Moisture Sensitivity:Level (MSL) 1
(unlimited floor life at 5 ~ 40°C, RH≤ 70% relative humidity).
- Operating temperature range: -40°C ~ +125°C
(including coil's self temperature rise)
- Storage temperature range: -40°C ~ +125°C

Application:

- PDA/notebook/desktop/server applications
- DC /DC converters for entertainment/navigations systems
- Noise suppression for motors:windshield wipers/power seats/Power Mirrors/heating and ventilation blower/ HID lighting

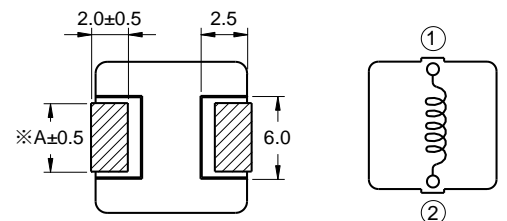
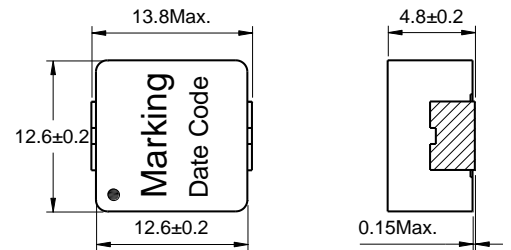
1 Electrical Characteristics

Part No.	Inductance (μ H) $\times 1$ $\pm 20\%$	D.C.R. (m Ω)		Isat (A) $\times 2$ Typical	Irms (A) $\times 3$ Typical
		Typical	Max.		
CSAB1250A-R15M	0.15	0.50	0.60	75.0	50.0
CSAB1250A-R22M	0.22	0.60	0.80	70.0	50.0
CSAB1250A-R33M	0.33	0.75	1.00	60.0	41.0
CSAB1250A-R47M	0.47	1.05	1.20	50.0	35.0
CSAB1250A-R68M	0.68	1.60	1.90	40.0	28.5
CSAB1250A-R80M	0.80	1.80	2.00	40.0	26.5
CSAB1250A-1R0M	1.00	1.95	2.20	37.0	25.5
CSAB1250A-1R5M	1.50	2.60	3.20	33.0	22.0
CSAB1250A-2R2M	2.20	4.40	5.00	32.0	17.0
CSAB1250A-3R3M	3.30	5.30	7.00	22.0	15.5
CSAB1250A-4R7M	4.70	9.80	15.0	18.0	11.4
CSAB1250A-5R6M	5.60	12.1	17.0	17.0	10.2
CSAB1250A-6R8M	6.80	16.3	20.0	15.0	8.80
CSAB1250A-8R2M	8.20	19.1	21.0	13.0	8.10
CSAB1250A-100M	10.0	20.5	22.0	11.0	7.80
CSAB1250A-150M	15.0	32.5	40.0	9.00	6.20
CSAB1250A-220M	22.0	42.0	58.0	6.50	5.50
CSAB1250A-330M	33.0	62.1	84.0	6.00	4.50
CSAB1250A-470M	47.0	96.8	130	5.00	3.60

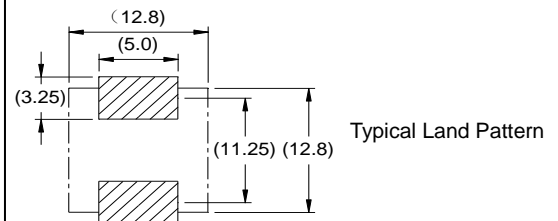
All data is tested on 25°C ambient temperature

- 1.Inductance measure condition at 100kHz,1.0V
- 2.Isat:the actual value of DC current when the inductance decrease 30% of its initial value
- 3.Irms:the actual value of DC current when the temperature rise is $\Delta T40^{\circ}C(Ta=25^{\circ}C)$

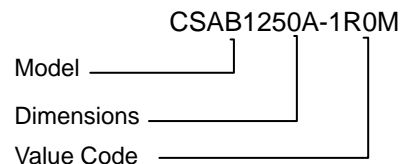
2 Product Dimensions (mm)



Part No. \circ	R68, 1R5,2R2,3R3 \circ	Others \circ
Dimension A \circ	3.00 \circ	3.70 \circ



3 How to Order:



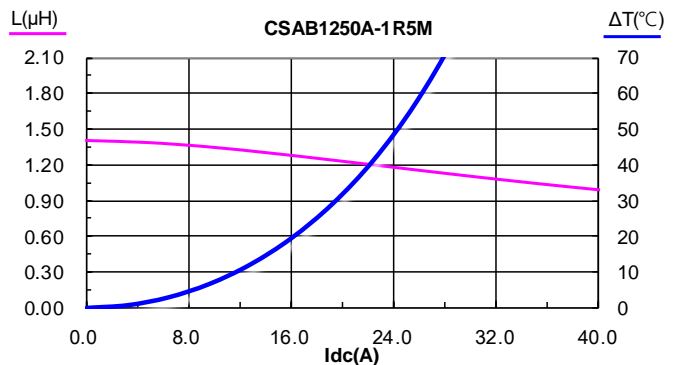
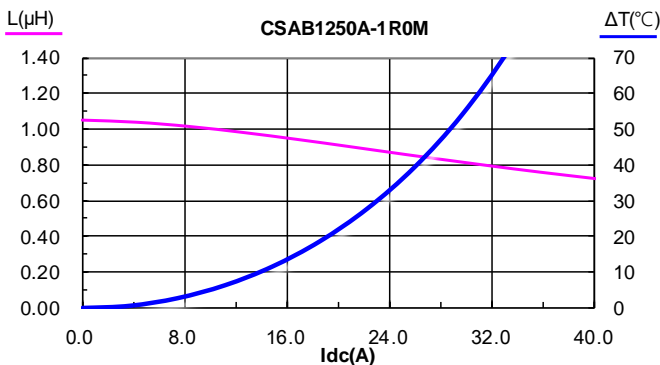
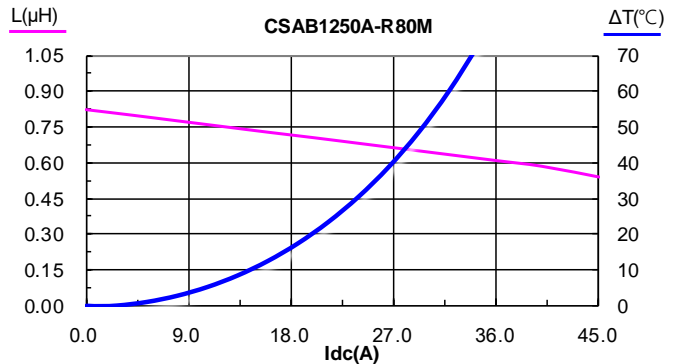
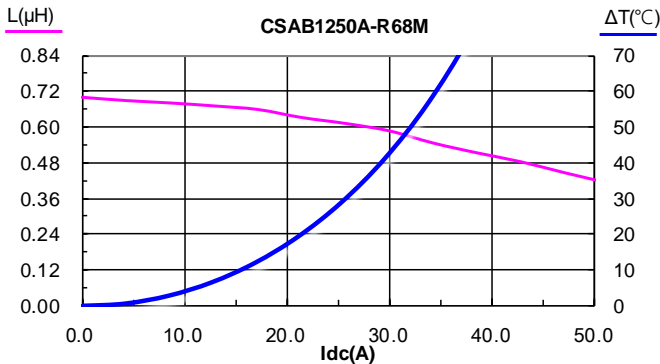
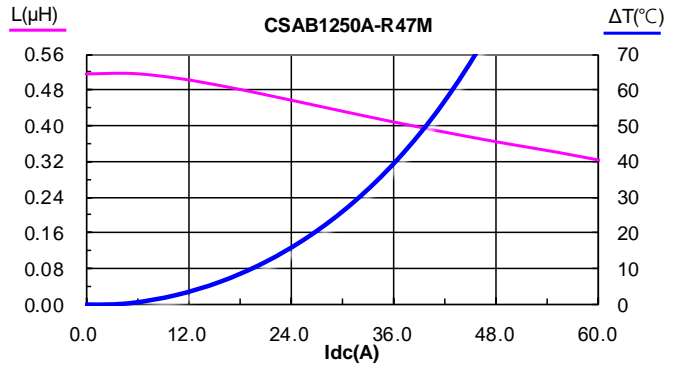
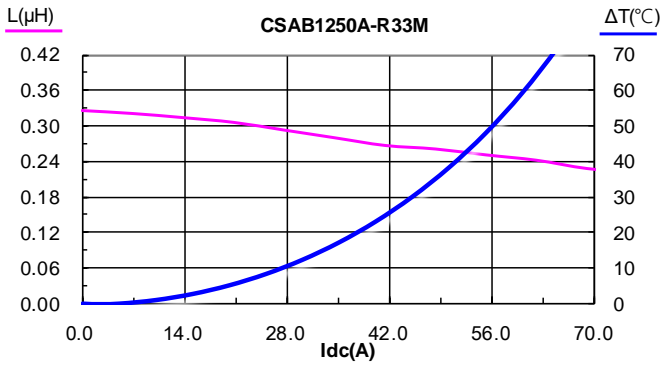
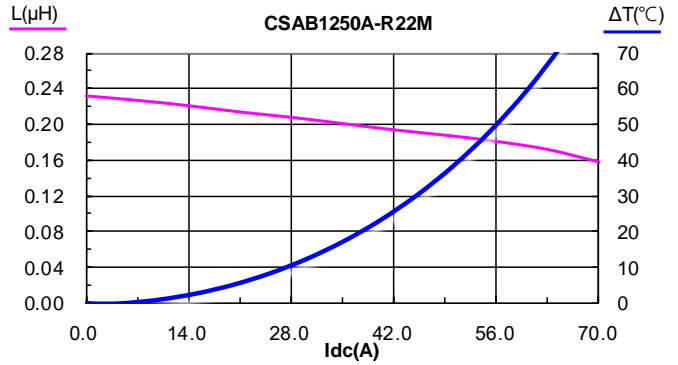
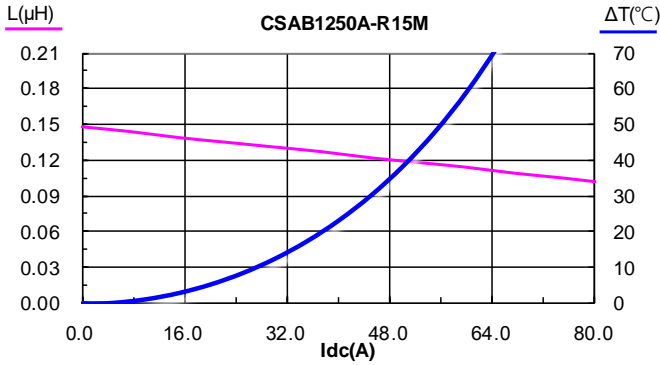
CODACA ELECTRONIC CO., LTD

TEL: +86 755 89585372 FAX: +86 755 89585280
http://www.codaca.com E-mail: info@codaca.com



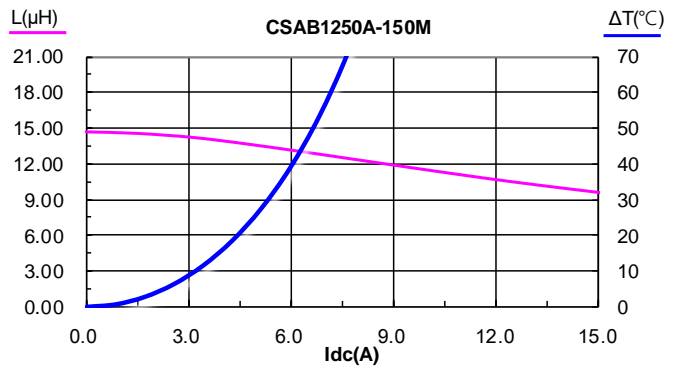
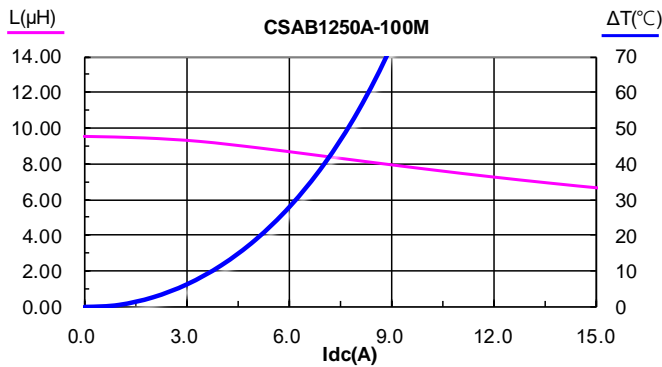
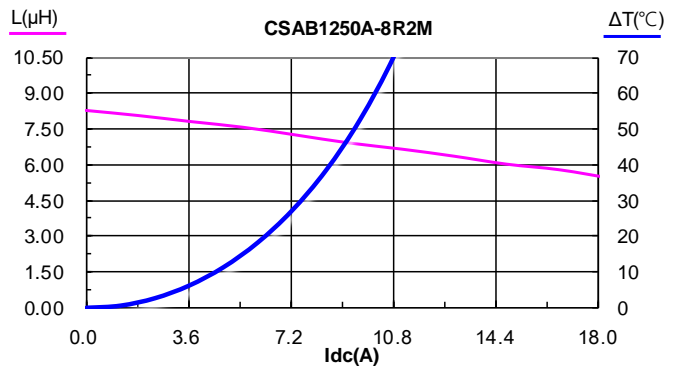
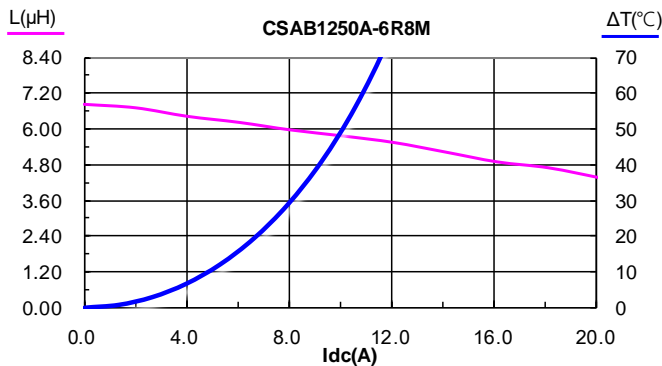
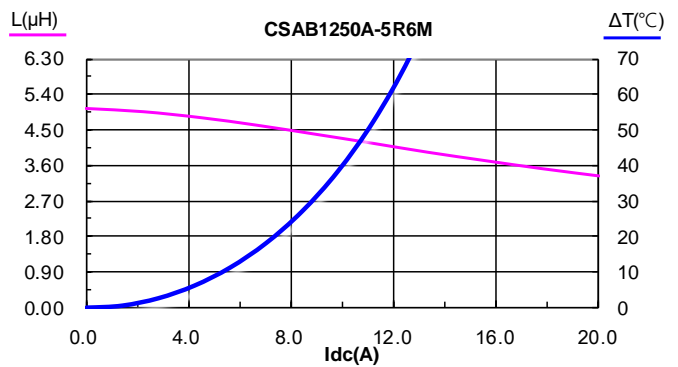
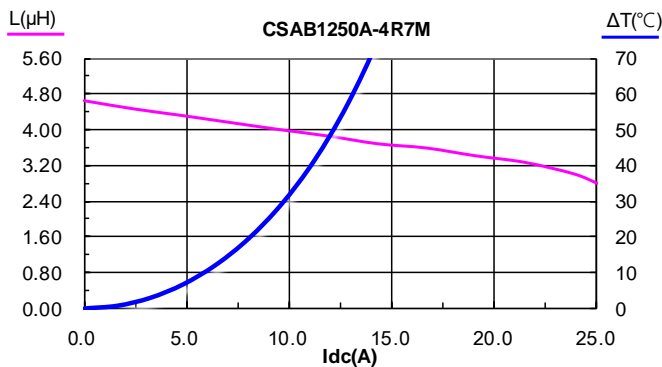
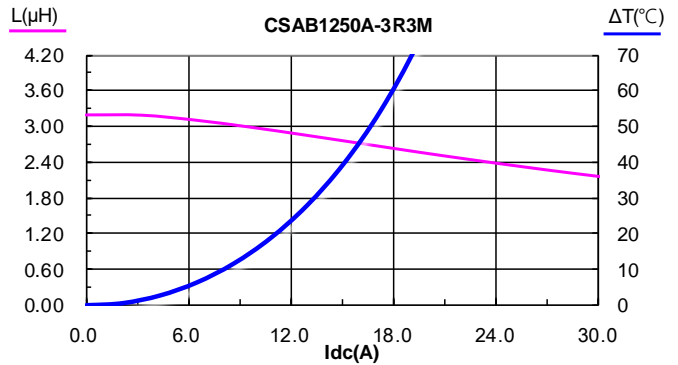
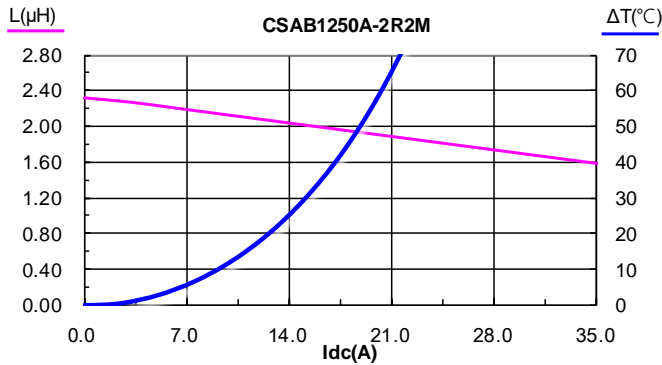
Molding Power Choke CSAB1250A Series

4 Saturation Current vs Temperature Rise Current Curve



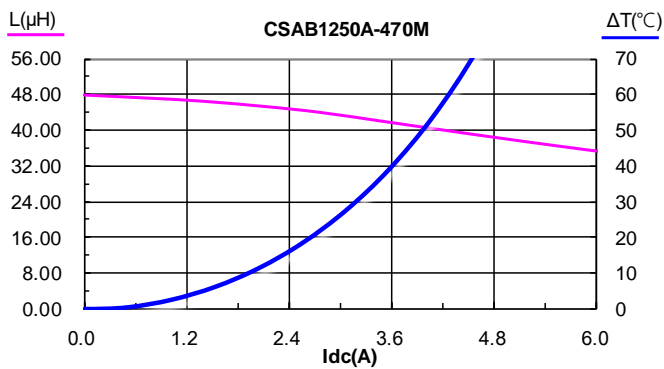
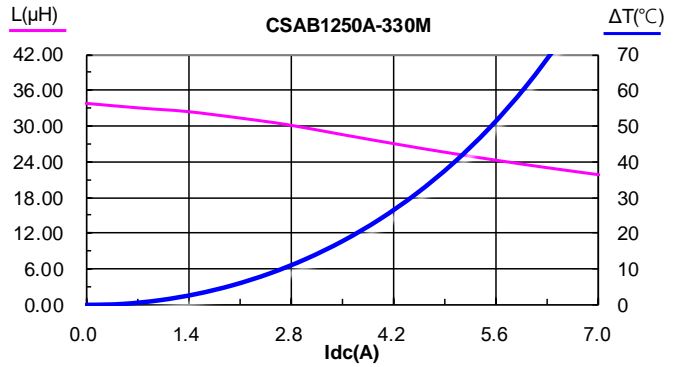
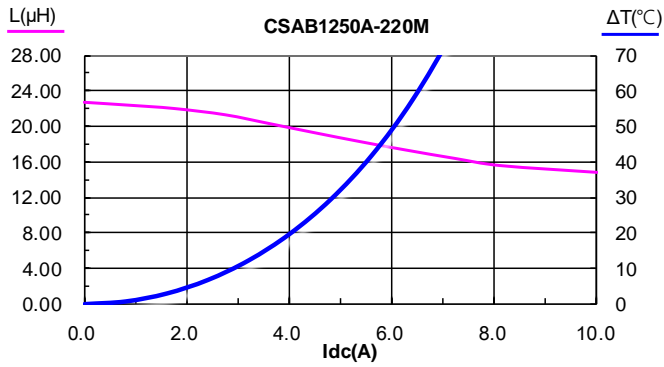


Molding Power Choke CSAB1250A Series





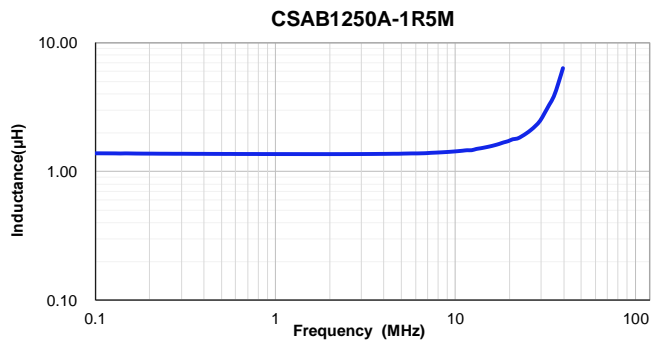
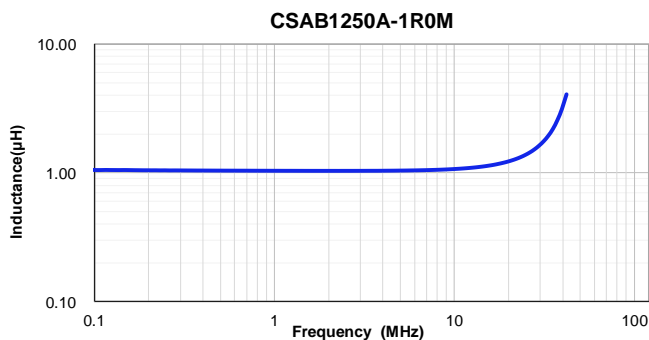
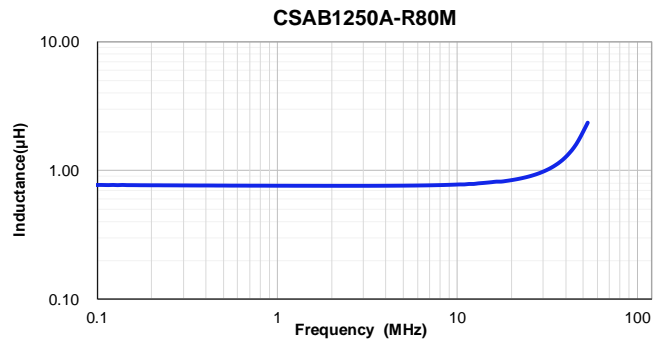
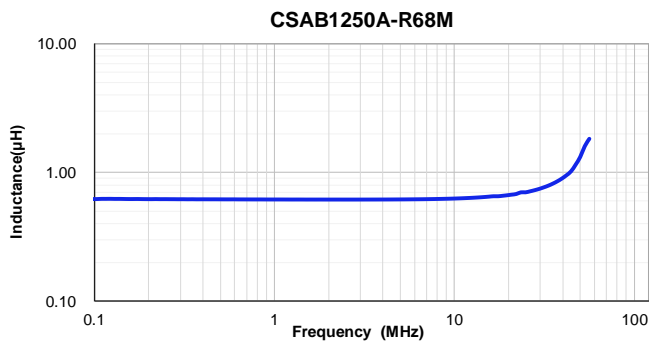
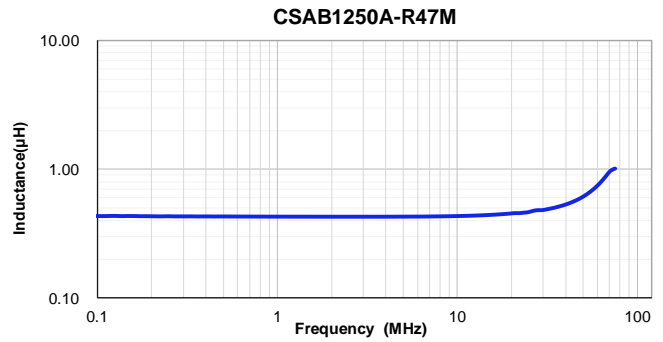
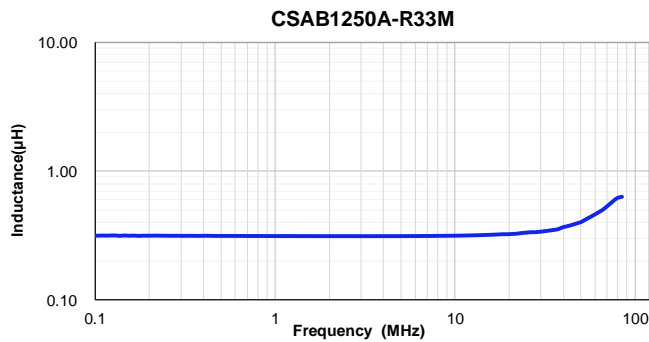
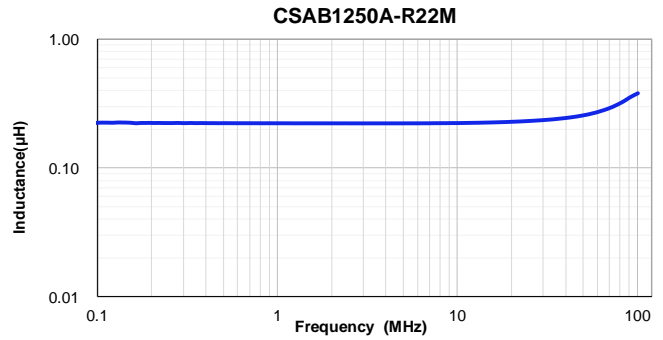
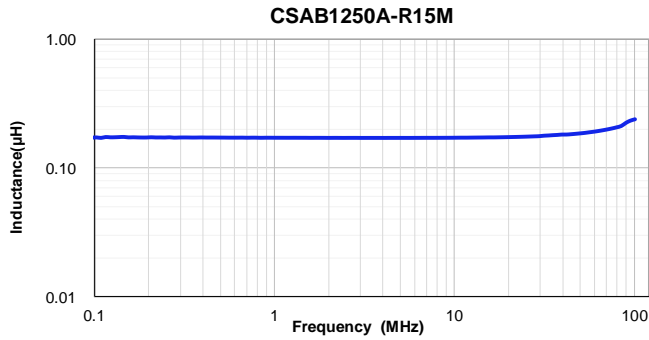
Molding Power Choke CSAB1250A Series





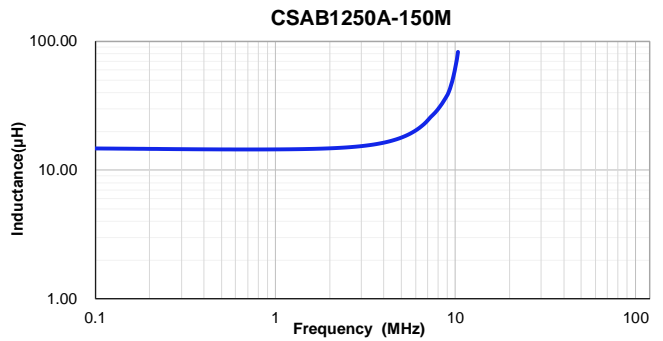
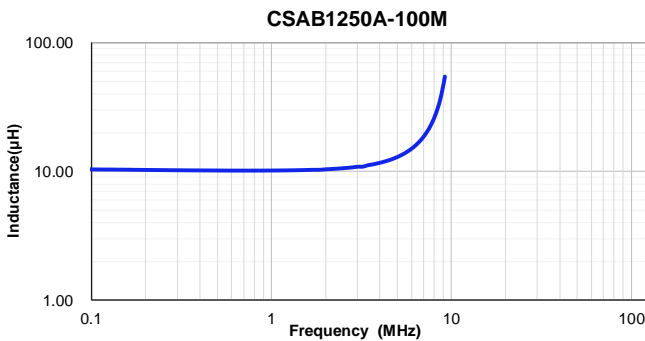
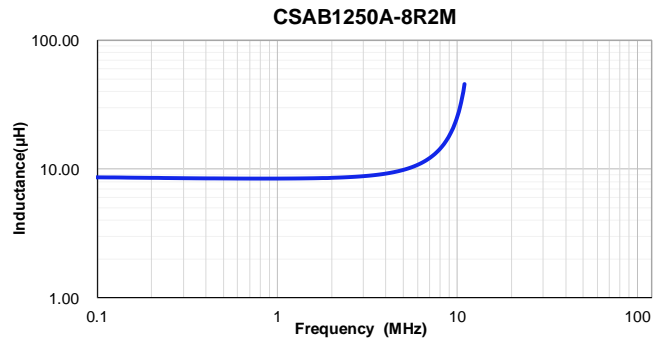
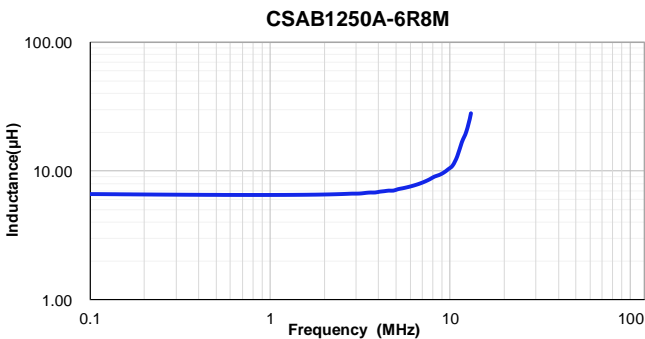
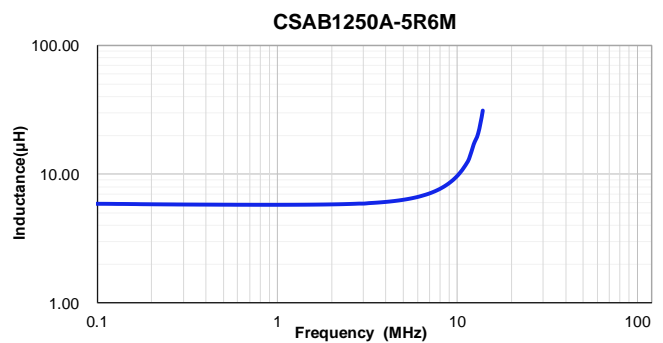
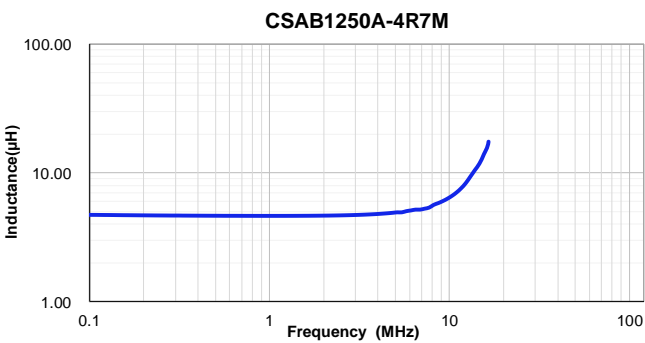
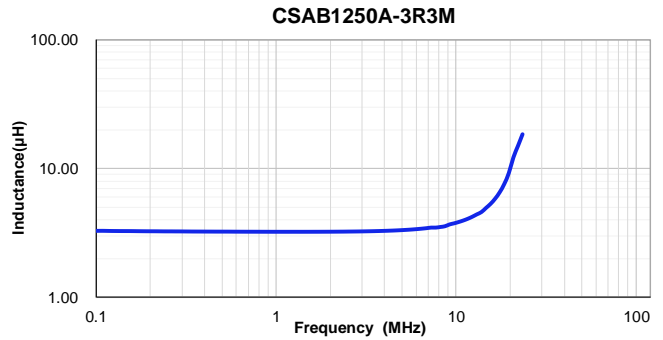
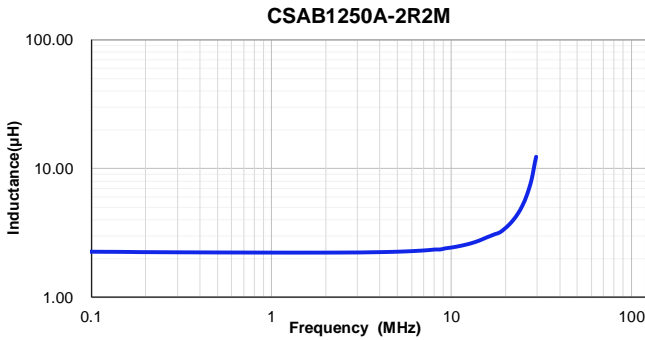
Molding Power Choke CSAB1250A Series

5 L vs Frequency





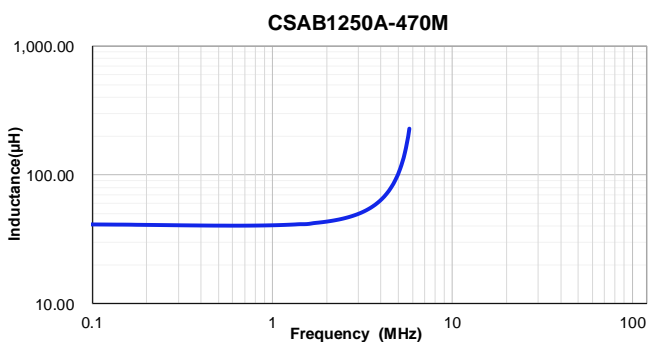
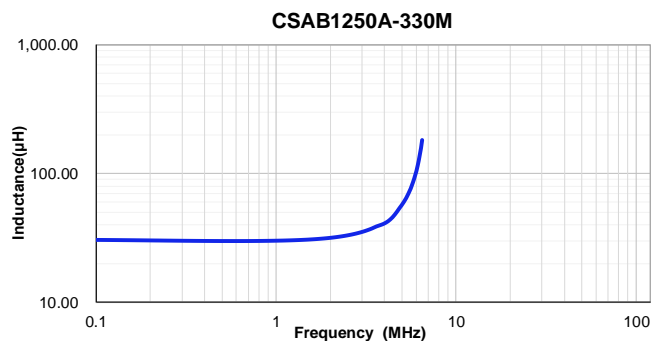
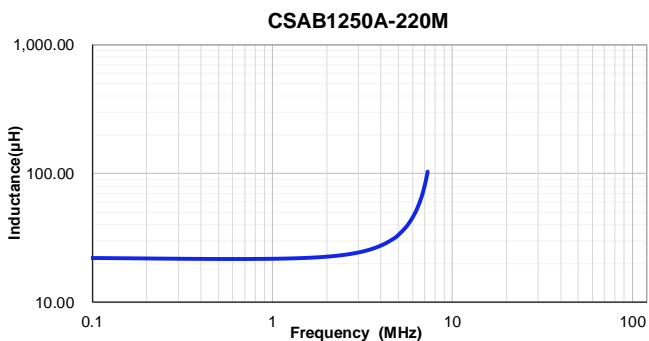
Molding Power Choke CSAB1250A Series





Molding Power Choke

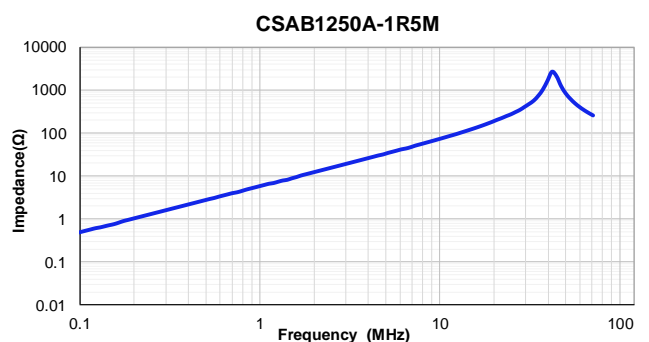
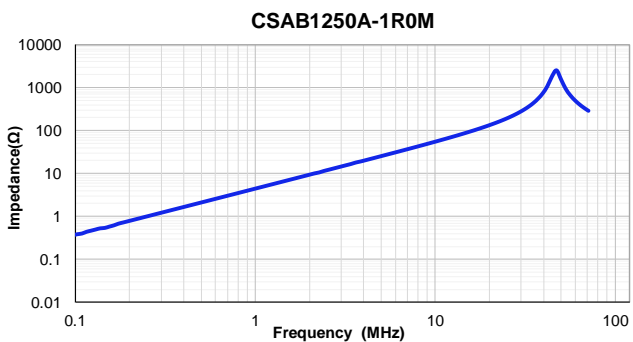
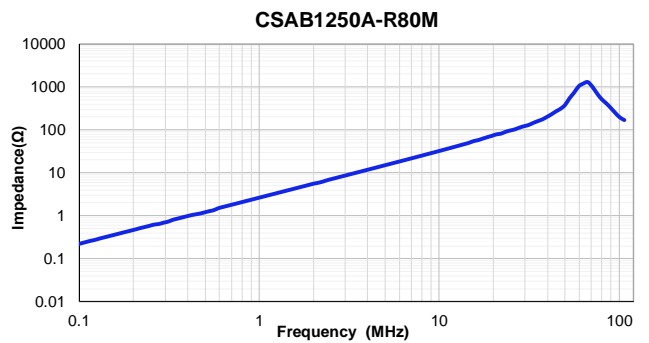
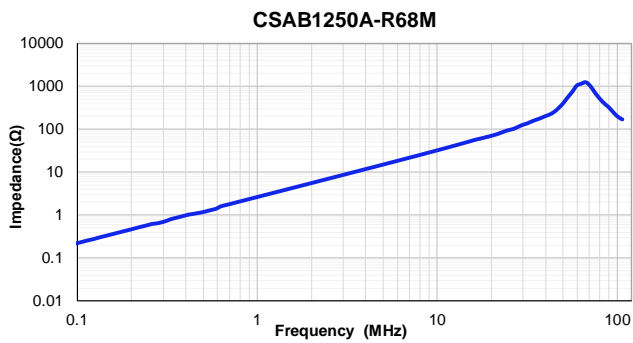
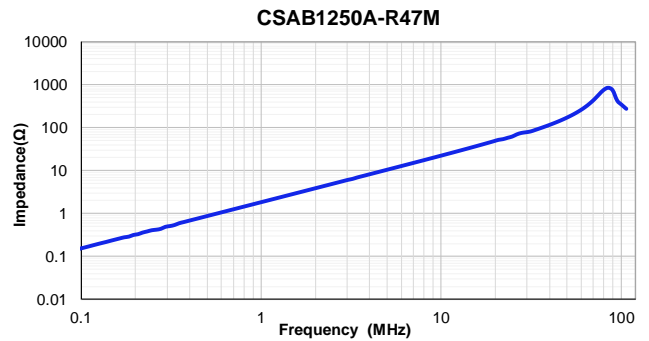
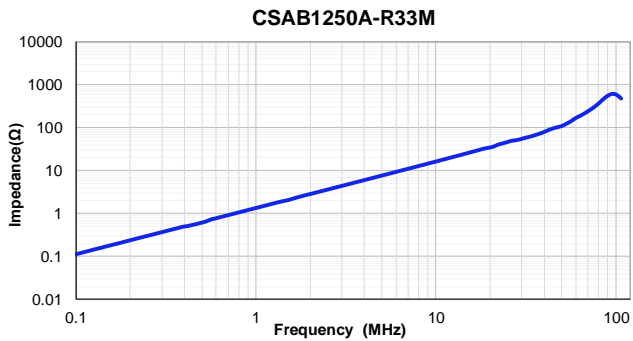
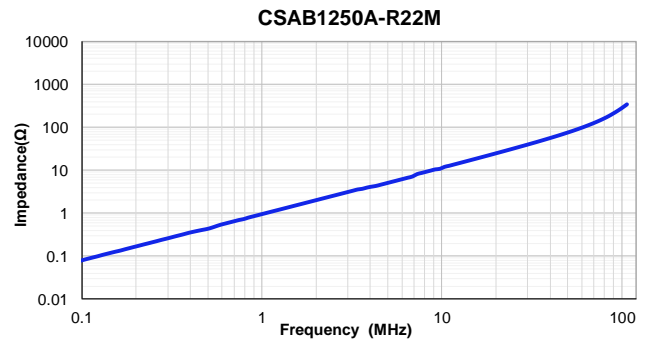
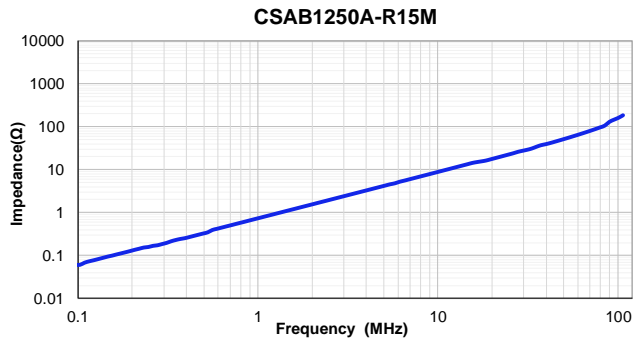
CSAB1250A Series





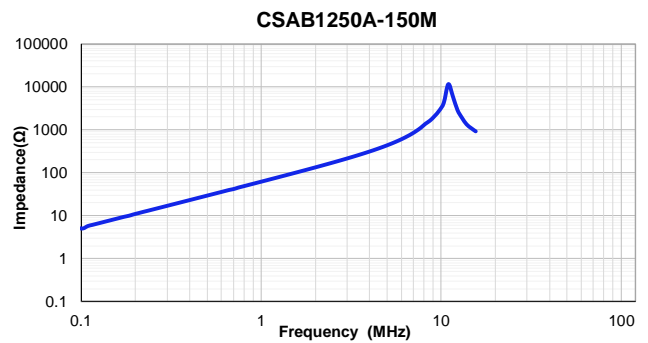
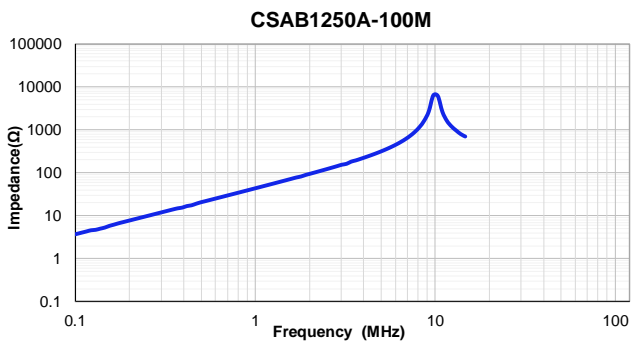
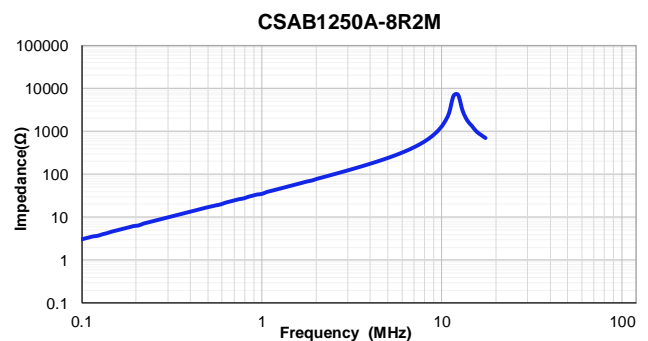
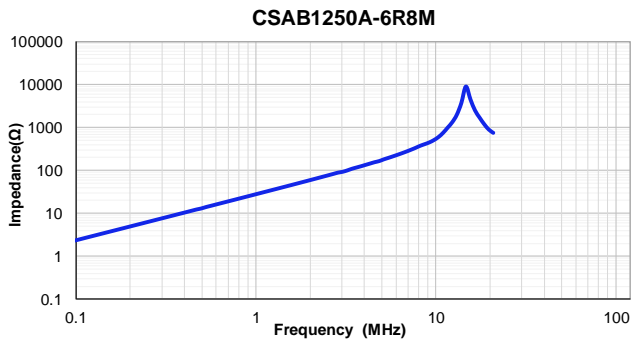
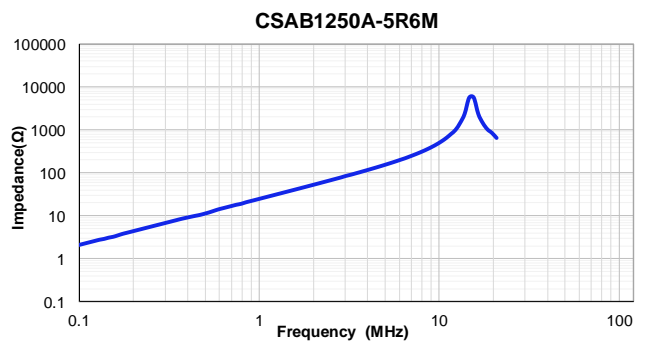
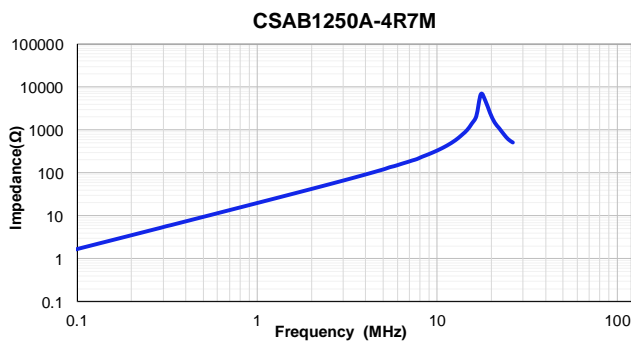
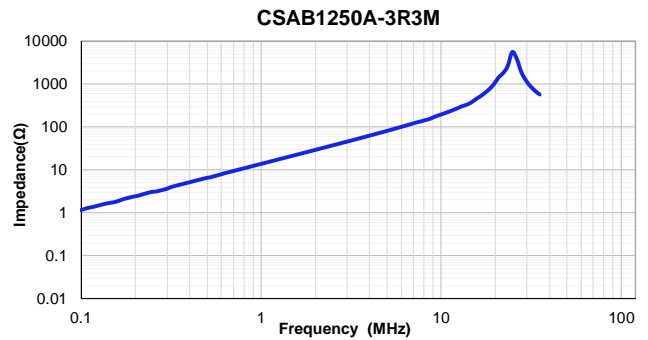
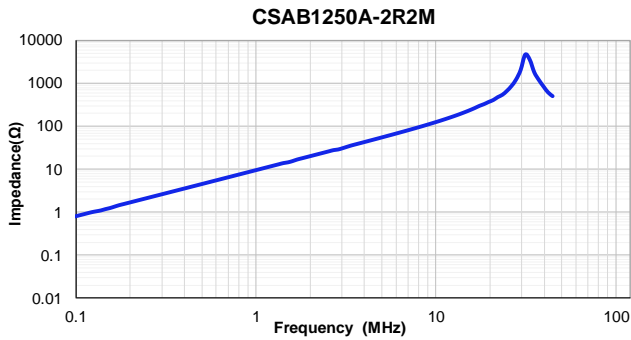
Molding Power Choke CSAB1250A Series

6 Impedance vs Frequency





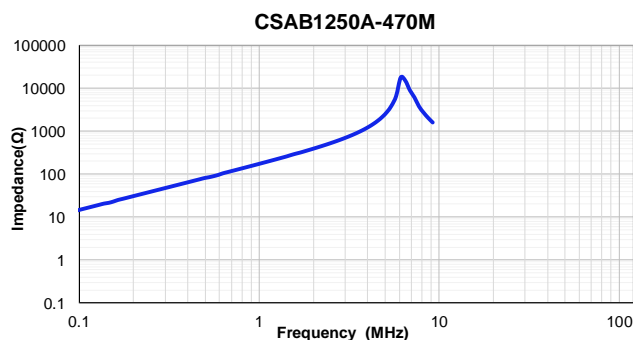
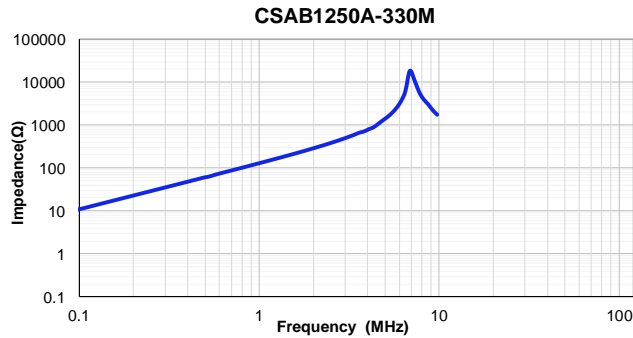
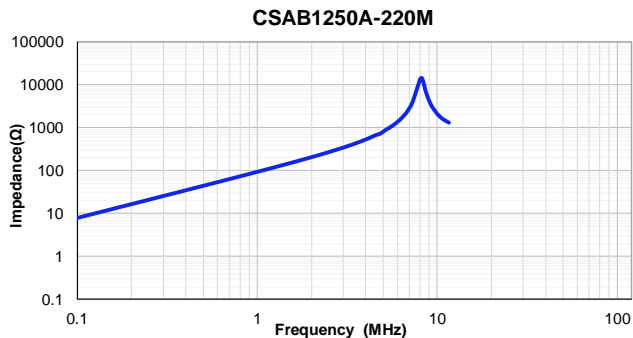
Molding Power Choke CSAB1250A Series





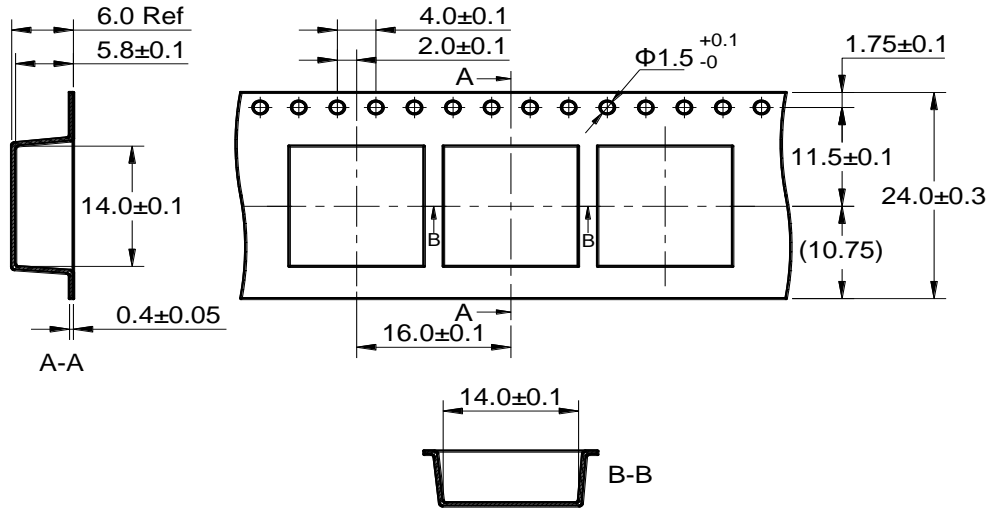
Molding Power Choke

CSAB1250A Series



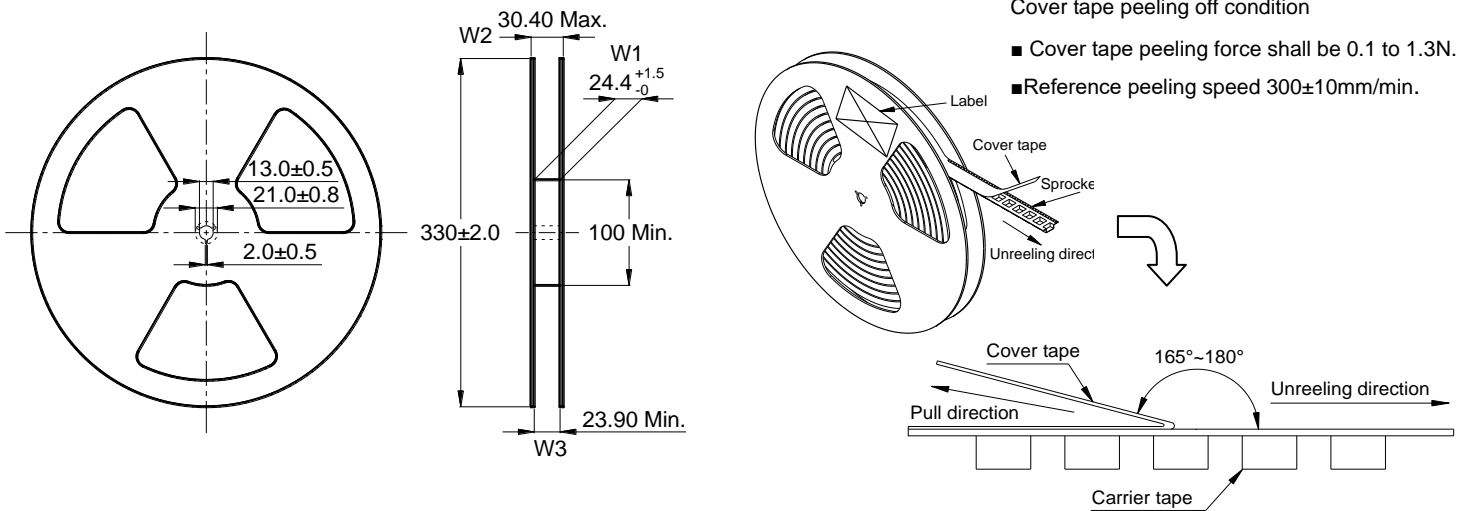
7 Packing Specification

7.1 Carrier Tape Dimensions (mm)



※ Packing is referred to the international standard IEC 60286-3.

7.2 Reel Dimensions (mm)



7.3 Carton Dimensions and Packing Quantity

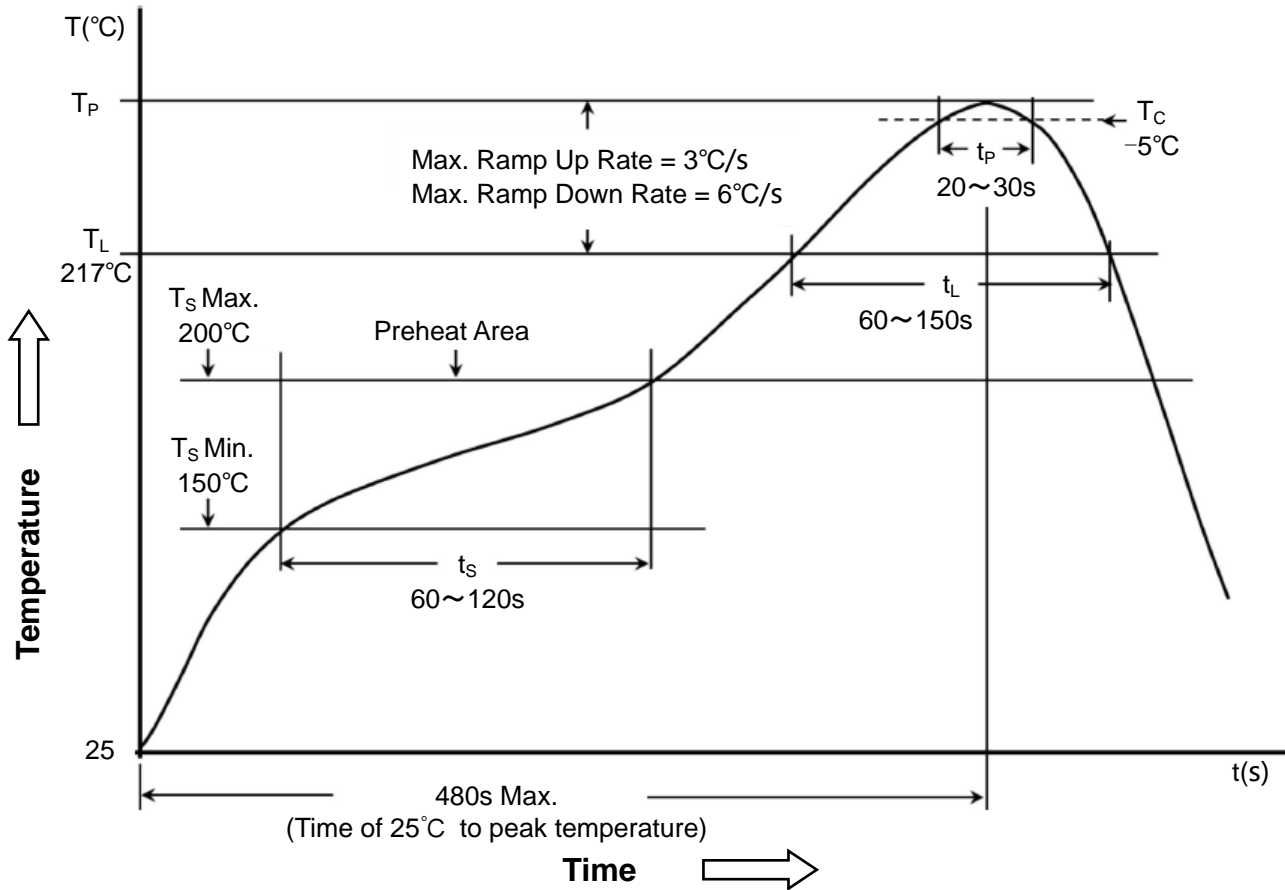
■ Inner Carton : 340×340×95mm

■ Outer Carton : 360×360×370mm

Product Series	Quantity / Reel	Inner Carton Quantity	Outer Carton Quantity
CSAB1250A	500pcs	(500×2) = 1000pcs	(1000×3) = 3000pcs

8 Soldering Specification

8.1 Reflow Profile for SMT Components



8.2 Classification of Peak Package Body Temperature (Tp)

	Package Thickness	Package Volume		
		<350 mm ³	350 ~ 2000 mm ³	>2000 mm ³
PB-Free Assembly	<1.6mm	260°C	260°C	260°C
	1.6 ~ 2.5mm	260°C	250°C	245°C
	≥2.5mm	250°C	245°C	245°C

※ Reflow is referred to standard IPC/JEDEC J-STD-020E.

9 Notice of Use

- 9.1 Special remind:Circuit design, component placement, PCB size and thickness, cooling system and etc. all will affect the product temperature. Please verify the product temperature in the final application.
- 9.2 Product in packing storage condition:temperature 5 ~ 40°C, RH≤ 70%.
If taking out for use, the remaining products should be sealed in plastic bags and preserved in accordance With the above conditions, to avoid oxidation of terminals (electrodes), affecting soldering status.
- 9.3 A storage of Codaca Electronic products for longer than 12 months is not recommended, Within other effects, the terminals may suffer degradation, resulting in bad solderability. Therefore, all products shall be used within the period of 12 months based on the day of shipment.
- 9.4 Do not keep products in unsuitable storage conditions, such as areas susceptible to high temperatures, high humidity, dust or corrosion.
- 9.5 Always handle products with care.
- 9.6 Don't touch electrodes directly with bare hands as oil secretions may inhibit soldering.
Always ensure optimum conditions for soldering.
- 9.7 When this product will be used on a similar or new project to the original one, sometimes it might be unable to satisfy the specifications due to different condition of usage.
- 9.8 This inductor itself does not have any protective function in abnormal condition, such as overload, short-circuit, open-circuit conditions, etc. Therefore, it shall be confirmed that there is no risk of smoke, fire, dielectric withstand voltage, insulation resistance, etc., or use in abnormal conditions protective devices or protection circuit in the end product.
- 9.9 Hi-Pot test with higher voltage than spec value will damage insulating material and shorten its life.
- 9.10 If using in potting compound, the magnet wire coating might be damaged, please consult with us.
- 9.11 Refrain from rinsing product. If necessary, please consult with us.
- *9.12 Codaca Electronic products without "V" prefix are qualified for industrial product requirement , and with "V" prefix are qualified for AEC-Q200, but it doesn't mean that Codaca Electronic products can absolutely meet specific industry norms and quality test standards in automotive electronics or more strict application fields . Codaca Electronic will be exempted from being responsible for the consequences of using Codaca products in automotive electronic or higher application field related to safety when without being aware of it.

OUR CERTIFICATE

DiGi provide top-quality products and perfect service for customer worldwide through standardization, technological innovation and continuous improvement. DiGi through third-party certification, we stricly control the quality of products and services. Welcome your RFQ to

Email: Info@DiGi-Electronics.com



Tel: +00 852-30501935

RFQ Email: Info@DiGi-Electronics.com

DiGi is a global authorized distributor of electronic components.