


0805CS-030XJRC Datasheet

www.digi-electronics.com



DiGi Electronics Part Number	0805CS-030XJRC-DG
Manufacturer	Coilcraft
Manufacturer Product Number	0805CS-030XJRC
Description	FIXED IND 3.3NH 600MA 80MOHM SM
Detailed Description	3.3 nH Unshielded Wirewound Inductor 600 mA 80 mOhm Max 0805 (2012 Metric)

<https://www.DiGi-Electronics.com>



Tel: +00 852-30501935

RFQ Email: Info@DiGi-Electronics.com

DiGi is a global authorized distributor of electronic components.

Purchase and inquiry

Manufacturer Product Number:

0805CS-030XJRC

Series:

0805CS

Type:

Wirewound

Inductance:

3.3 nH

Current Rating (Amps):

600 mA

Shielding:

Unshielded

Q @ Freq:

50 @ 1.5GHz

Ratings:

AEC-Q200

Inductance Frequency - Test:

250 MHz

Mounting Type:

Surface Mount

Supplier Device Package:

0805

Height - Seated (Max):

0.060" (1.52mm)

Manufacturer:

Coilcraft

Product Status:

Active

Material - Core:

Ceramic

Tolerance:

±5%

Current - Saturation (Isat):

-

DC Resistance (DCR):

80mOhm Max

Frequency - Self Resonant:

12.2GHz

Operating Temperature:

-40°C ~ 125°C

Features:

-

Package / Case:

0805 (2012 Metric)

Size / Dimension:

0.090" L x 0.068" W (2.29mm x 1.73mm)

Environmental & Export classification

RoHS Status:

ROHS3 Compliant

ECCN:

EAR99

REACH Status:

REACH Unaffected

HTSUS:

8504.50.8000



Chip Inductors - 0805CS (2012)

- Exceptional Q values, even at high frequencies
- Tight tolerances – 2% for most; 1% for some values
- Wirewound construction provides the highest SRFs in 0805 size

Part number ¹	Inductance ² (nH)	Percent tolerance ³	Q min ⁴	SRF typ ⁵ (MHz)	DCR max ⁶ (Ohms)	Irms ⁷ (mA)	Color code ⁸
0805CS-020XJR_	2.8 @ 250 MHz	5	80 @ 1500 MHz	12200	0.06	800	Gray
0805CS-3N0XJR_	3.0 @ 250 MHz	5	65 @ 1500 MHz	12200	0.06	800	White
0805CS-030XJR_	3.3 @ 250 MHz	5	50 @ 1500 MHz	12200	0.08	600	Black
0805CS-050XJR_	5.6 @ 250 MHz	5	65 @ 1000 MHz	5900	0.08	600	Orange
0805CS-060XJR_	6.8 @ 250 MHz	5	50 @ 1000 MHz	5600	0.11	600	Brown
0805CS-070XJR_	7.5 @ 250 MHz	5	50 @ 1000 MHz	4800	0.14	600	Green
0805CS-080X_R_	8.2 @ 250 MHz	5,2	50 @ 1000 MHz	4400	0.12	600	Red
0805CS-100X_R_	10 @ 250 MHz	5,2	60 @ 500 MHz	4300	0.10	600	Blue
0805CS-120X_R_	12 @ 250 MHz	5,2	50 @ 500 MHz	4000	0.15	600	Orange
0805CS-150X_R_	15 @ 250 MHz	5,2	50 @ 500 MHz	3200	0.17	600	Yellow
0805CS-180X_R_	18 @ 250 MHz	5,2	50 @ 500 MHz	3100	0.20	600	Green
0805CS-220X_R_	22 @ 250 MHz	5,2	55 @ 500 MHz	2600	0.22	500	Blue
0805CS-240X_R_	24 @ 250 MHz	5,2	50 @ 500 MHz	2400	0.22	500	Gray
0805CS-270X_R_	27 @ 250 MHz	5,2	55 @ 500 MHz	2580	0.25	500	Violet
0805CS-330X_R_	33 @ 250 MHz	5,2,1	60 @ 500 MHz	2150	0.27	500	Gray
0805CS-360X_R_	36 @ 250 MHz	5,2,1	55 @ 500 MHz	1900	0.27	500	Orange
0805CS-390X_R_	39 @ 250 MHz	5,2,1	60 @ 500 MHz	2000	0.29	500	White
0805CS-430X_R_	43 @ 200 MHz	5,2,1	60 @ 500 MHz	1800	0.34	500	Yellow
0805CS-470X_R_	47 @ 200 MHz	5,2,1	60 @ 500 MHz	1700	0.31	500	Black
0805CS-560X_R_	56 @ 200 MHz	5,2,1	60 @ 500 MHz	1600	0.34	500	Brown
0805CS-680X_R_	68 @ 200 MHz	5,2,1	60 @ 500 MHz	1500	0.38	500	Red
0805CS-820X_R_	82 @ 150 MHz	5,2,1	65 @ 500 MHz	1330	0.42	400	Orange
0805CS-910X_R_	91 @ 150 MHz	5,2,1	65 @ 500 MHz	1330	0.48	400	Black
0805CS-101X_R_	100 @ 150 MHz	5,2,1	65 @ 500 MHz	1250	0.46	400	Yellow
0805CS-111X_R_	110 @ 150 MHz	5,2	50 @ 250 MHz	1100	0.48	400	Brown
0805CS-121X_R_	120 @ 150 MHz	5,2,1	50 @ 250 MHz	1100	0.51	400	Green
0805CS-151X_R_	150 @ 100 MHz	5,2,1	50 @ 250 MHz	920	0.56	400	Blue
0805CS-181X_R_	180 @ 100 MHz	5,2,1	50 @ 250 MHz	920	0.64	400	Violet
0805CS-221X_R_	220 @ 100 MHz	5,2	50 @ 250 MHz	820	0.70	400	Gray
0805CS-241X_R_	240 @ 100 MHz	5,2	44 @ 250 MHz	770	1.00	350	Red

Continued on next page

1. When ordering, specify **tolerance, termination** and **packaging** codes:

0805CS-241XGRC

- Tolerance:** F = 1% G = 2% J = 5%
(Table shows stock tolerances in bold.)
- Termination:** R = RoHS compliant matte tin over nickel over silver-platinum-glass frit.
E = Halogen free component. RoHS compliant silver-palladium-platinum-glass frit terminations.
L = RoHS compliant, not halogen-free. Silver-palladium-platinum-glass frit terminations.
Special order: T = RoHS tin-silver-copper (95.5/4/0.5) or S = non-RoHS tin-lead (63/37).
- Packaging:** C = 7" machine-ready reel. EIA-481 embossed plastic tape (2000 parts per full reel). Quantities less than full reel available: in tape (not machine ready) or with leader and trailer (\$25 charge).
D = 13" machine-ready reel. EIA-481 embossed plastic tape. Factory order only, not stocked (7500 parts per full reel).
B = Less than full reel. In an effort to simplify our part numbering system, Coilcraft is eliminating the need for multiple packaging codes. When ordering, simply change the last letter of your part number from B to C.

2. Inductance measured using a Coilcraft SMD-A fixture in an Agilent/HP 4286A impedance analyzer with Coilcraft-provided correlation pieces.
3. Tolerances in bold are stocked for immediate shipment.
4. Q measured using an Agilent/HP 4291A with an Agilent/HP 16193 test fixture.
5. SRF measured using an Agilent/HP 8720D network analyzer and a Coilcraft SMD-D test fixture.
6. DCR measured on a Cambridge Technology micro-ohmmeter and a Coilcraft CCF858 test fixture.
7. Current that causes a 15°C temperature rise from 25°C ambient. This information is for reference only and does not represent absolute maximum ratings.
8. Each part is marked with a single dot. The color dots are not unique identifiers and correspond to multiple inductance values.
9. Electrical specifications at 25°C.

Refer to Doc 362 "Soldering Surface Mount Components" before soldering.

0805CS Series (2012)



Part number ¹	Inductance ² (nH)	Percent tolerance ³	Q min ⁴	SRF typ ⁵ (MHz)	DCR max ⁶ (Ohms)	Irms ⁷ (mA)	Color code ⁸
0805CS-271X_R_	270 @ 100 MHz	5,2	48 @ 250 MHz	730	1.00	350	White
0805CS-331X_R_	330 @ 100 MHz	5,2	48 @ 250 MHz	650	1.40	310	Black
0805CS-391X_R_	390 @ 100 MHz	5,2	48 @ 250 MHz	600	1.50	290	Brown
0805CS-471X_R_	470 @ 50 MHz	5,2	33 @ 100 MHz	375	1.76	250	Violet
0805CS-561X_R_	560 @ 25 MHz	5,2	23 @ 50 MHz	330	1.90	230	Orange
0805CS-681X_R_	680 @ 25 MHz	5,2	23 @ 50 MHz	310	2.20	190	Green
0805CS-821X_R_	820 @ 25 MHz	5,2	23 @ 50 MHz	310	2.35	180	Blue
0805CS-102X_R_	1000 @ 25 MHz	5,2	20 @ 50 MHz	180	3.20	175	Black
0805CS-122X_R_	1200 @ 25 MHz	5,2	22 @ 50 MHz	224	3.50	156	Brown
0805CS-152X_R_	1500 @ 25 MHz	5,2	10 @ 25 MHz	82	1.90	200	Brown
0805CS-182X_R_	1800 @ 25 MHz	5,2	15 @ 25 MHz	69	2.42	250	Red
0805CS-222X_R_	2200 @ 25 MHz	5,2	16 @ 25 MHz	105	4.00	140	Orange
0805CS-272X_R_	2700 @ 25 MHz	5,2	18 @ 50 MHz	130	4.50	175	Red
0805CS-332X_R_	3300 @ 25 MHz	5,2	22 @ 25 MHz	110	7.50	80	Green
0805CS-472X_R_	4700 @ 25 MHz	5,2	14 @ 25 MHz	75	6.20	80	Yellow
0805CS-562X_R_	5600 @ 7.9 MHz	5,2	20 @ 10 MHz	75	7.00	100	Violet
0805CS-682X_R_	6800 @ 7.9 MHz	5,2	20 @ 10 MHz	65	9.80	80	Gray
0805CS-822X_R_	8200 @ 7.9 MHz	5,2	20 @ 10 MHz	65	11	75	White
0805CS-103X_R_	10000 @ 7.9 MHz	5,2	20 @ 10 MHz	60	12	70	Black

1. When ordering, specify **tolerance, termination and packaging** codes:

0805CS-103XGRC

- Tolerance:** F = 1% G = 2% J = 5%
(Table shows stock tolerances in bold.)
- Termination:** R = RoHS compliant matte tin over nickel over silver-palladium-glass frit.
E = Halogen free component. RoHS compliant silver-palladium-platinum-glass frit terminations.
L = RoHS compliant, not halogen-free. Silver-palladium-platinum-glass frit terminations.
Special order: T = RoHS tin-silver-copper (95.5/4/0.5) or S = non-RoHS tin-lead (63/37).
- Packaging:** C = 7" machine-ready reel. EIA-481 embossed plastic tape (2000 parts per full reel). Quantities less than full reel available: in tape (not machine ready) or with leader and trailer (\$25 charge).
D = 13" machine-ready reel. EIA-481 embossed plastic tape. Factory order only, not stocked (7500 parts per full reel).
B = Less than full reel. In an effort to simplify our part numbering system, Coilcraft is eliminating the need for multiple packaging codes. When ordering, simply change the last letter of your part number from B to C.

2. Inductance measured using a Coilcraft SMD-A fixture in an Agilent/HP 4286A impedance analyzer with Coilcraft-provided correlation pieces.
3. Tolerances in bold are stocked for immediate shipment.
4. Q measured using an Agilent/HP 4291A with an Agilent/HP 16193 test fixture.
5. SRF measured using an Agilent/HP 8720D network analyzer and a Coilcraft SMD-D test fixture.
6. DCR measured on a Cambridge Technology micro-ohmmeter and a Coilcraft CCF858 test fixture.
7. Current that causes a 15°C temperature rise from 25°C ambient. This information is for reference only and does not represent absolute maximum ratings.
8. Each part is marked with a single dot. The color dots are not unique identifiers and correspond to multiple inductance values.
9. Electrical specifications at 25°C.
Refer to Doc 362 "Soldering Surface Mount Components" before soldering.

Designer's Kit C303 contains 10 of each 5% part
Designer's Kit C303-2 contains 10 of each 2% part

Core material Ceramic

Environmental RoHS compliant, halogen free

Terminations RoHS compliant matte tin over nickel over silver platinum-glass frit. Other terminations available at additional cost.

Weight 10.2 – 11.6 mg

Ambient temperature -40°C to +125°C with Irms current

Maximum part temperature +140°C (ambient + temp rise).

Storage temperature Component: -40°C to +140°C.
Tape and reel packaging: -40°C to +80°C

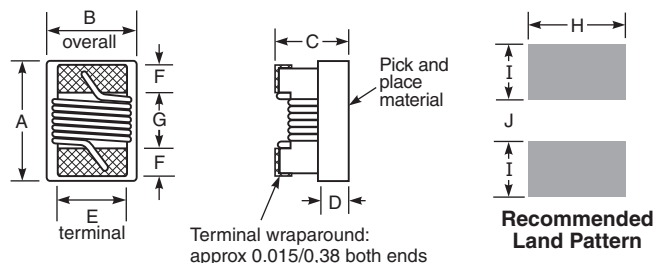
Resistance to soldering heat Max three 40 second reflows at +260°C, parts cooled to room temperature between cycles

Temperature Coefficient of Inductance (TCL) +100 to +250 ppm/°C

Moisture Sensitivity Level (MSL) 1 (unlimited floor life at <30°C / 85% relative humidity)

Packaging 2000/7" reel; 7500/13" reel. Plastic tape: 8 mm wide, 0.23 mm thick, 4 mm pocket spacing, 1.65 mm pocket depth

PCB washing Tested to MIL-STD-202 Method 215 plus an additional aqueous wash. See [Doc787_PCB_Washing.pdf](#).



A max	B max	C max	D ref	E	F	G	H	I	J
0.090	0.068	0.060	0.020	0.050	0.017	0.046	0.070	0.040	0.030
	0.080 (for values -562 and higher)								
2,29	1,73	1,52	0,51	1,27	0,43	1,17	1,78	1,02	0,76
	2,03 (for values -562 and higher)								

Note: Height dimension (C) is before optional solder application. For maximum height dimension including solder, add 0.006 in / 0,152 mm.



US +1-847-639-6400 sales@coilcraft.com
UK +44-1236-730595 sales@coilcraft-europe.com
Taiwan +886-2-2264 3646 sales@coilcraft.com.tw
China +86-21-6218 8074 sales@coilcraft.com.cn
Singapore + 65-6484 8412 sales@coilcraft.com.sg

Document 100-2 Revised 08/05/22

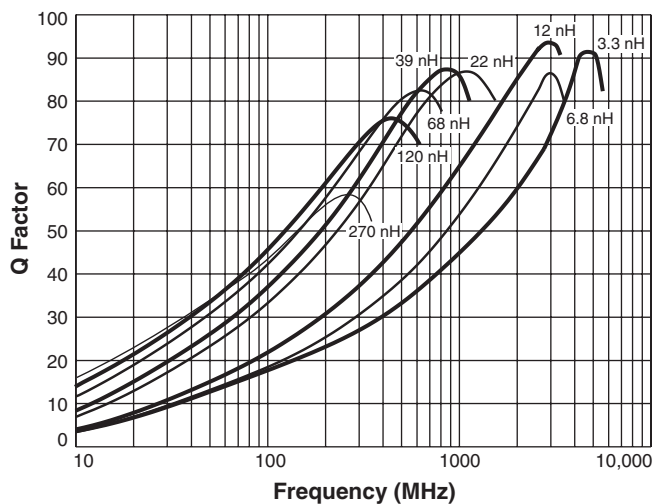
© Coilcraft Inc. 2022

This product may not be used in medical or high risk applications without prior Coilcraft approval. Specification subject to change without notice. Please check web site for latest information.

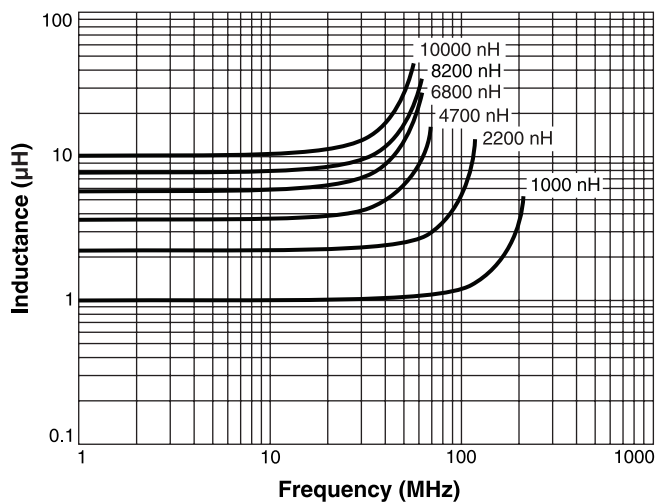
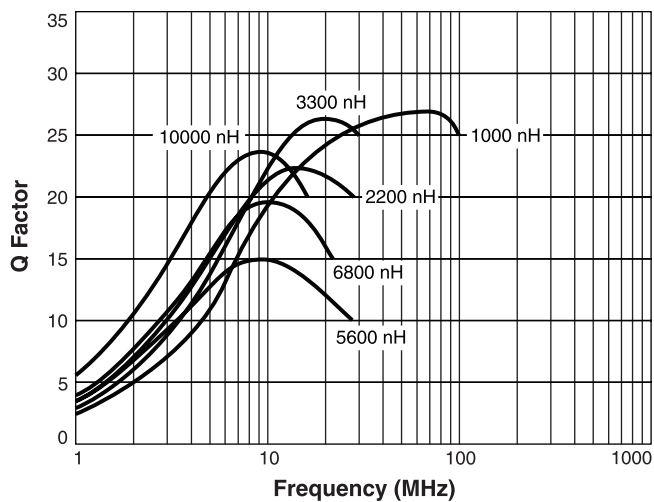
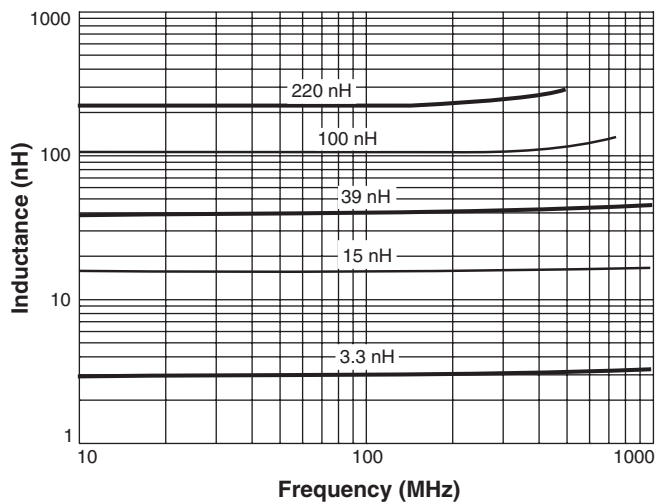
S-Parameter files
ON OUR WEB SITE
SPICE models
ON OUR WEB SITE

0805CS Series (2012)

Typical Q vs Frequency



Typical L vs Frequency



COILCRAFT ACCURATE REPEATABLE PRECISION MEASUREMENTS TEST FIXTURES
SEE WEB SITE



www.coilcraft.com

US +1-847-639-6400 sales@coilcraft.com
UK +44-1236-730595 sales@coilcraft-europe.com
Taiwan +886-2-2264 3646 sales@coilcraft.com.tw
China +86-21-6218 8074 sales@coilcraft.com.cn
Singapore + 65-6484 8412 sales@coilcraft.com.sg

Document 100-3 Revised 08/05/22

© Coilcraft Inc. 2022

This product may not be used in medical or high risk applications without prior Coilcraft approval. Specification subject to change without notice. Please check web site for latest information.

OUR CERTIFICATE

DiGi provide top-quality products and perfect service for customer worldwide through standardization, technological innovation and continuous improvement. DiGi through third-party certification, we stricly control the quality of products and services. Welcome your RFQ to

Email: Info@DiGi-Electronics.com



Tel: +00 852-30501935

RFQ Email: Info@DiGi-Electronics.com

DiGi is a global authorized distributor of electronic components.