


XEL4030-682MEC Datasheet

www.digi-electronics.com



DiGi Electronics Part Number XEL4030-682MEC-DG

Manufacturer [Coilcraft](#)

Manufacturer Product Number XEL4030-682MEC

Description FIXED IND 6.8UH 3.9A 74.1MOHM SM

Detailed Description 6.8 μ H Shielded Molded Inductor 3.9 A 74.1mOhm
Max 1616 (4040 Metric)

<https://www.DiGi-Electronics.com>



Tel: +00 852-30501935

RFQ Email: Info@DiGi-Electronics.com

DiGi is a global authorized distributor of electronic components.

Purchase and inquiry

Manufacturer Product Number:

XEL4030-682MEC

Series:

XEL4030

Type:

Molded

Inductance:

6.8 μ H

Current Rating (Amps):

3.9 A

Shielding:

Shielded

Q @ Freq:

-

Ratings:

AEC-Q200

Inductance Frequency - Test:

1 MHz

Mounting Type:

Surface Mount

Supplier Device Package:

1616

Height - Seated (Max):

0.122" (3.10mm)

Manufacturer:

Coilcraft

Product Status:

Active

Material - Core:

Metal Composite

Tolerance:

\pm 20%

Current - Saturation (Isat):

3.6A

DC Resistance (DCR):

74.1mOhm Max

Frequency - Self Resonant:

20MHz

Operating Temperature:

-40°C ~ 125°C

Features:

-

Package / Case:

1616 (4040 Metric)

Size / Dimension:

0.157" L x 0.157" W (4.00mm x 4.00mm)

Environmental & Export classification

RoHS Status:

ROHS3 Compliant


HTSUS:

8504.50.8000

ECCN:

EAR99

Shielded Power Inductors XEL4030



- Extremely low DCR and ultra low AC losses for high switching frequencies (2 to 5 MHz)
- AEC-Q200 qualified
- Superior current handling with soft saturation characteristics
- Can withstand high current spikes
- Designed for high temperature applications

Core material Composite

Environment RoHS compliant, halogen free

Terminations RoHS compliant tin-silver (96.5/3.5) over copper. Other terminations available at additional cost.

Weight 0.28 g

Operating voltage 0 – 80 V

Ambient temperature –40°C to +125°C with (40°C) Irms current.

Maximum part temperature +165°C (ambient + temp rise).

Storage temperature Component: –55°C to +165°C.

Tape and reel packaging: –55°C to +80°C

Resistance to soldering heat Max three 40 second reflows at +260°C, parts cooled to room temperature between cycles

Moisture Sensitivity Level (MSL) 1 (unlimited floor life at <30°C / 85% relative humidity)

PCB washing Tested to MIL-STD-202 Method 215 plus an additional aqueous wash. See [Doc787 PCB Washing.pdf](#).

Part number ¹	Inductance ² ±20% (µH)	DCR (mOhms) ³		SRF typ ⁴ (MHz)	Isat ⁵ (A)	Irms (A) ⁶	
		typ	max			20°C rise	40°C rise
XEL4030-101ME_	0.10	1.50	1.80	240	30.0	20.4	25.8
XEL4030-201ME_	0.20	2.15	2.40	155	22.0	17.0	21.6
XEL4030-301ME_	0.30	2.80	3.10	115	19.0	14.9	18.9
XEL4030-471ME_	0.47	4.10	4.60	95	15.5	12.3	15.6
XEL4030-641ME_	0.64	5.30	5.90	80	13.5	10.9	13.7
XEL4030-901ME_	0.90	8.00	8.80	68	10.0	8.8	11.2
XEL4030-102ME_	1.0	8.89	9.78	65	9.0	8.4	10.7
XEL4030-122ME_	1.2	10.4	11.5	60	8.7	7.8	9.8
XEL4030-152ME_	1.5	15.1	16.6	58	8.5	6.4	8.1
XEL4030-222ME_	2.2	20.1	22.1	40	6.1	5.8	7.8
XEL4030-332ME_	3.3	26.1	28.6	35	5.9	5.0	6.6
XEL4030-472ME_	4.7	40.0	44.1	30	4.6	3.9	5.1
XEL4030-682ME_	6.8	67.4	74.1	20	3.6	3.0	3.9

Irms Testing

Irms testing was performed on 0.75 inch wide x 0.25 inch thick copper traces in still air. Temperature rise is highly dependent on many factors including pcb land pattern, trace size, and proximity to other components. Therefore temperature rise should be verified in application conditions.

1. When ordering, please specify **termination** and **packaging** codes:

XEL4030-682MEC

Termination: E = RoHS compliant tin-silver over copper.

Special order: T = RoHS tin-silver-copper (95.5/4/0.5) or S = non-RoHS tin-lead (63/37).

Packaging: C = 7" machine-ready reel. EIA-481 embossed plastic tape (500 parts per full reel). Quantities less than full reel available: in tape (not machine ready) or with leader and trailer (\$25 charge).

B = Less than full reel. In an effort to simplify our part numbering system, Coilcraft is eliminating the need for multiple packaging codes. When ordering, simply change the last letter of your part number from B to C.

D = 13" machine-ready reel. EIA-481 embossed plastic tape. Factory order only, not stocked (2000 parts per full reel).

2. Inductance tested at 1 MHz, 0.1 Vrms, 0 Adc.

3. DCR measured on a micro-ohmmeter.

4. SRF measured using Agilent/HP 4395A or equivalent.

5. DC current at 25°C that causes an inductance drop of 30% (typ) from its value without current.

6. Current that causes the specified temperature rise from 25°C ambient. This information is for reference only and does not represent absolute maximum ratings.

7. Electrical specifications at 25°C.

Refer to Doc 362 "Soldering Surface Mount Components" before soldering.



www.coilcraft.com

US +1-847-639-6400 sales@coilcraft.com

UK +44-1236-730595 sales@coilcraft-europe.com

Taiwan +886-2-2264 3646 sales@coilcraft.com.tw

China +86-21-6218 8074 sales@coilcraft.com.cn

Singapore + 65-6484 8412 sales@coilcraft.com.sg

Document 1321-1 Revised 05/10/24

© Coilcraft Inc. 2024

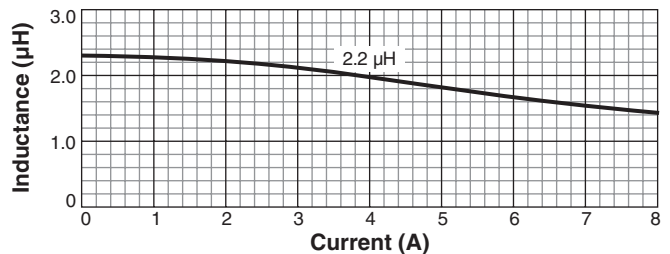
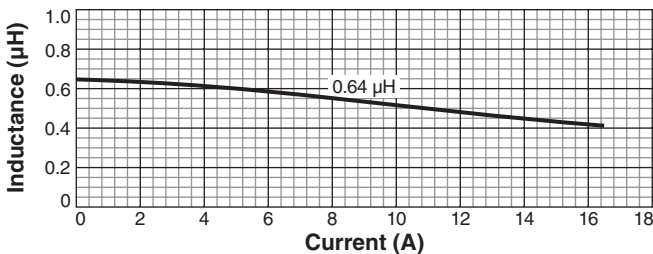
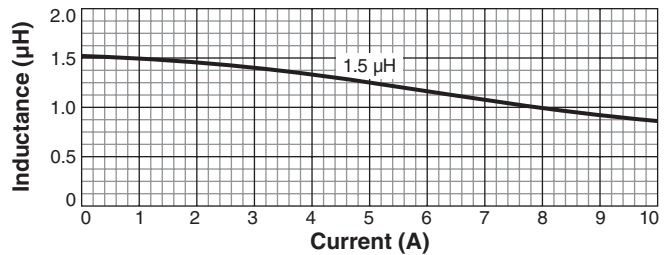
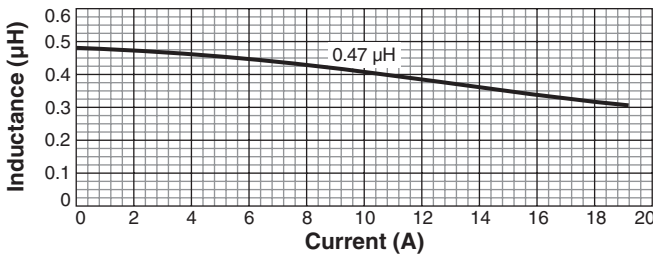
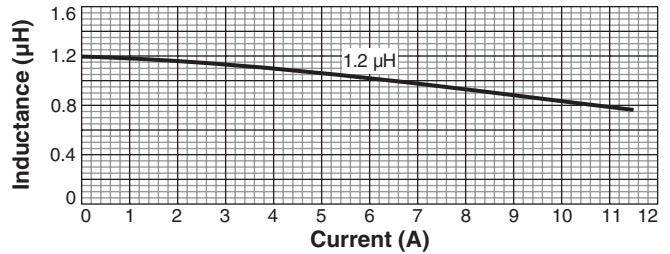
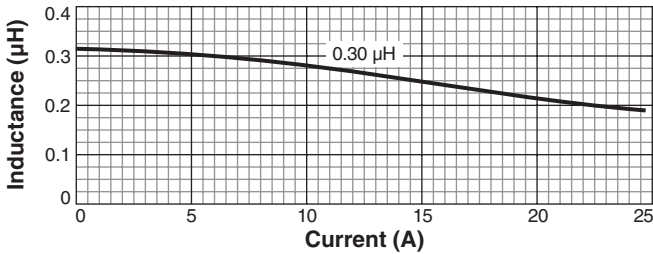
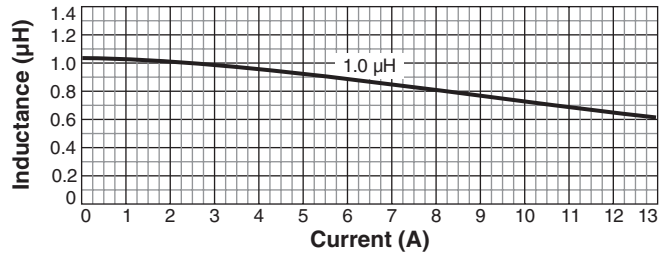
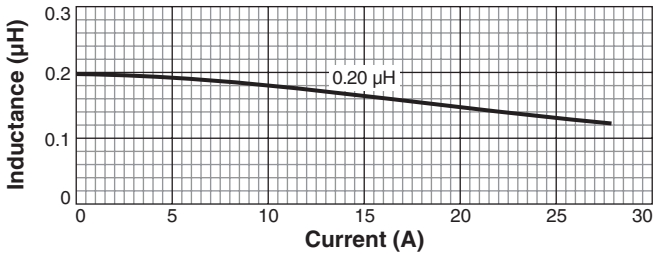
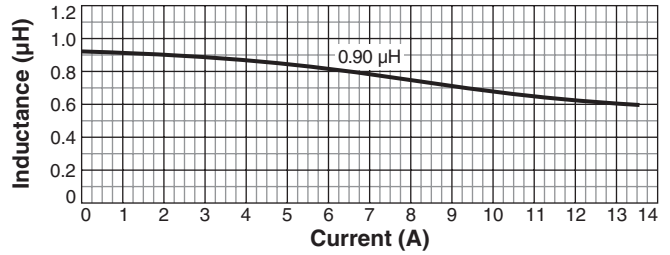
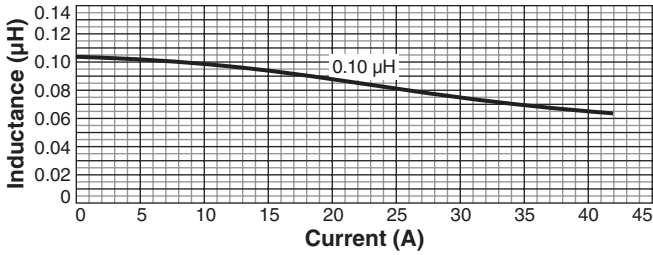
This product may not be used in medical or high risk applications without prior Coilcraft approval. Specification subject to change without notice. Please check web site for latest information.

**VERY LOW AC
AND DC LOSSES**



Shielded Power Inductors – XEL4030

L vs Current



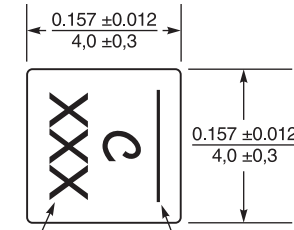
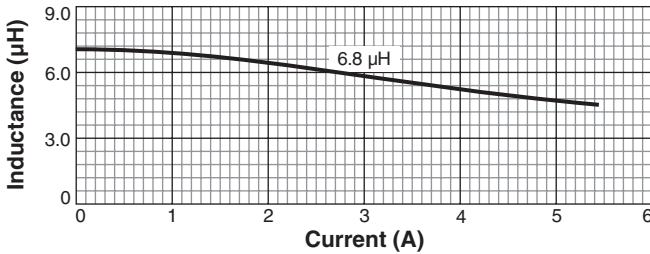
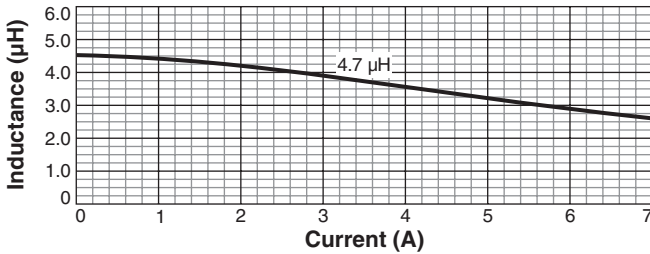
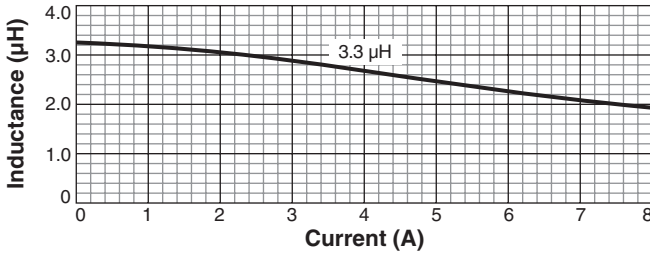
US +1-847-639-6400 sales@coilcraft.com
UK +44-1236-730595 sales@coilcraft-europe.com
Taiwan +886-2-2264 3646 sales@coilcraft.com.tw
China +86-21-6218 8074 sales@coilcraft.com.cn
Singapore + 65-6484 8412 sales@coilcraft.com.sg

Document 1321-2 Revised 05/10/24
 © Coilcraft Inc. 2024
 This product may not be used in medical or high risk applications without prior Coilcraft approval. Specification subject to change without notice. Please check web site for latest information.

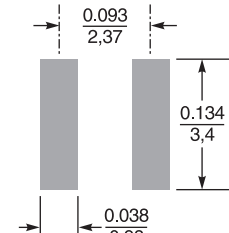
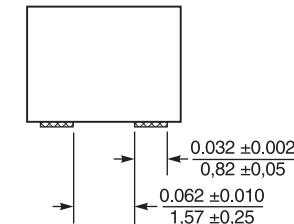
VERY LOW AC AND DC LOSSES

Shielded Power Inductors – XEL4030

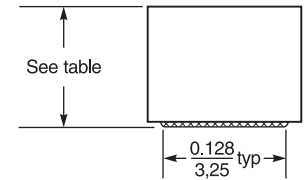
L vs Current



Dash number indicates direction of terminals and start (short) lead. Connect high dv/dt here for lowest EMI.



Recommended Land Pattern



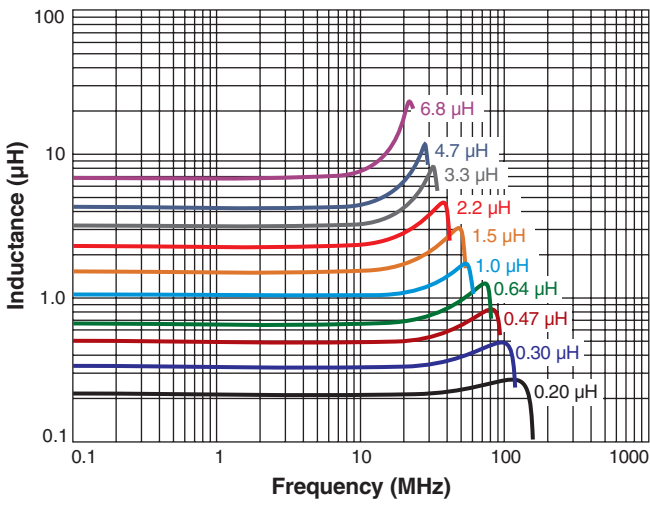
Dash number	Height* max (in / mm)
-101	0.126 / 3.20
-201	0.126 / 3.20
-301	0.126 / 3.20
-471	0.122 / 3.10
-641	0.122 / 3.10
-901	0.122 / 3.10
-102	0.122 / 3.10
-122	0.122 / 3.10
-152	0.122 / 3.10
-222	0.122 / 3.10
-332	0.122 / 3.10
-472	0.122 / 3.10
-682	0.122 / 3.10

* For optional tin-lead and tin-silver-copper terminations, dimensions are for the mounted part. Dimensions before mounting can be an additional 0.005 inch / 0.13 mm.

Dimensions are in $\frac{\text{inches}}{\text{mm}}$

Packaging 500/7" reel; 2000/13" reel Plastic tape: 12 mm wide, 0.23 mm thick, 8 mm pocket spacing, 3.25 mm pocket depth

Typical L vs Frequency



US +1-847-639-6400 sales@coilcraft.com
UK +44-1236-730595 sales@coilcraft-europe.com
Taiwan +886-2-2264 3646 sales@coilcraft.com.tw
China +86-21-6218 8074 sales@coilcraft.com.cn
Singapore + 65-6484 8412 sales@coilcraft.com.sg

Document 1321-3 Revised 05/10/24
 © Coilcraft Inc. 2024
 This product may not be used in medical or high risk applications without prior Coilcraft approval. Specification subject to change without notice. Please check web site for latest information.

OUR CERTIFICATE

DiGi provide top-quality products and perfect service for customer worldwide through standardization, technological innovation and continuous improvement. DiGi through third-party certification, we stricly control the quality of products and services. Welcome your RFQ to

Email: Info@DiGi-Electronics.com



Tel: +00 852-30501935

RFQ Email: Info@DiGi-Electronics.com

DiGi is a global authorized distributor of electronic components.