

083-58SCP-RFX Datasheet

www.digi-electronics.com



<https://www.DiGi-Electronics.com>

DiGi Electronics Part Number	083-58SCP-RFX-DG
Manufacturer	Amphenol RF
Manufacturer Product Number	083-58SCP-RFX
Description	CONN UHF PLUG STR CRIMP
Detailed Description	UHF Connector Plug, Male Pin Non-Constant Free Hanging (In-Line) Crimp or Solder

This model 083-58SCP-RFX is available at DiGi Electronics.

DiGi Electronics offers a global database of semiconductor and electronic component datasheets.

We welcome your inquiries regarding pricing, lead time, or other product-related questions.

 [Request a Quote](#)

 [Datasheet Search](#)



Tel: +00 852-30501935

RFQ Email: Info@DiGi-Electronics.com

DiGi is a global authorized distributor of electronic components.

Purchase and inquiry

Manufacturer Product Number:

083-58SCP-RFX

Series:

-

Connector Style:

UHF

Contact Termination:

Crimp or Solder

Impedance:

Non-Constant

Mounting Feature:

-

Fastening Type:

Threaded

Number of Ports:

1

Housing Color:

Silver

Center Contact Material:

Brass

Body Material:

Brass

Center Contact Plating:

Silver

Operating Temperature:

-

Mating Cycles:

500

Base Product Number:

083-58

Manufacturer:

Amphenol RF

Product Status:

Active

Connector Type:

Plug, Male Pin

Shield Termination:

Crimp

Mounting Type:

Free Hanging (In-Line)

Cable Group:

RG-58, 58A, 58B, 58C, 141, 303, LMR-195, Belden B7806A, 9907

Frequency - Max:

300 MHz

Features:

-

Ingress Protection:

-

Includes:

2 pcs - 1 Connector, 1 Ferrule

Body Finish:

Nickel

Dielectric Material:

Phenol Formaldehyde (Phenolic)

Voltage Rating:

500 V

Insertion Loss:

-

Environmental & Export classification

RoHS Status:

ROHS3 Compliant

REACH Status:

REACH Affected

HTSUS:

Moisture Sensitivity Level (MSL):

1 (Unlimited)

ECCN:

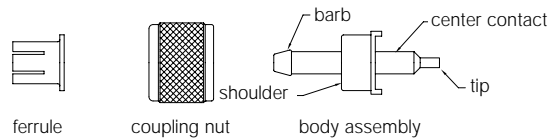
EAR99

Assembly Instructions-C6

UHF

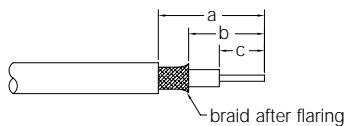
Amphenol®

FCP® TERMINATION FOR PLUGS 83-58FCP, 83-58FCP-RFX on RG-58



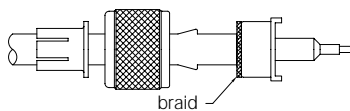
Amphenol Number	Connector Type	Cable RG-/U	Tools	Stripping Dimensions, inches (mm)		
				a	b	c
83-58FCP	FCP Plug	58	Pliers & Fiber Grommet in Bag	1.00(25.4)	.812(20.6)	.500(12.7)
83-58FCP-RFX	FCP Plug	58	Pliers & Fiber Grommet in Bag	.673(17.0)	.547(14.0)	.236(6.0)

Step 1



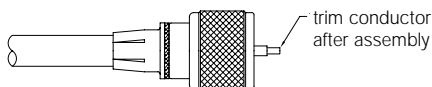
Step 1 Strip cable to dimensions shown in table.

Step 2



Step 2 Slide ferrule and coupling nut over cable. Flair braid slightly. Insert body under flared braid until shoulder is against cable jacket.

Step 3



Step 3 Slide nut onto body. Grasp cable. Push ferrule over barb and up against body. Crimp tip of center contact with pliers, or if you prefer, solder. Then trim center conductor even with end of contact.

OUR CERTIFICATE

DiGi provide top-quality products and perfect service for customer worldwide through standardization, technological innovation and continuous improvement. DiGi through third-party certification, we strictly control the quality of products and services. Welcome your RFQ to

Email: Info@DiGi-Electronics.com



Tel: +00 852-30501935

RFQ Email: Info@DiGi-Electronics.com

DiGi is a global authorized distributor of electronic components.