


SG3225EEN 25.000000M-CJGA3 Datasheet

www.digi-electronics.com



<https://www.DiGi-Electronics.com>

DiGi Electronics Part Number	SG3225EEN 25.000000M-CJGA3-DG
Manufacturer	EPSON
Manufacturer Product Number	SG3225EEN 25.000000M-CJGA3
Description	XTAL OSC XO 25.0000MHZ LVPECL
Detailed Description	25 MHz XO (Standard) LVPECL Oscillator 3.3V Enable/Disable 6-SMD, No Lead



Tel: +00 852-30501935

RFQ Email: Info@DiGi-Electronics.com

DiGi is a global authorized distributor of electronic components.

Purchase and inquiry

Manufacturer Product Number:

SG3225EEN 25.000000M-CJGA3

Series:

SG3225EEN

Base Resonator:

Crystal

Frequency:

25 MHz

Output:

LVPECL

Frequency Stability:

±50ppm

Operating Temperature:

-40°C ~ 85°C

Current - Supply (Max):

60mA

Mounting Type:

Surface Mount

Size / Dimension:

0.126" L x 0.098" W (3.20mm x 2.50mm)

Manufacturer:

EPSON

Product Status:

Active

Type:

XO (Standard)

Function:

Enable/Disable

Voltage - Supply:

3.3V

Absolute Pull Range (APR):

-

Spread Spectrum Bandwidth:

-

Ratings:

-

Package / Case:

6-SMD, No Lead

Height - Seated (Max):

0.047" (1.20mm)

Environmental & Export classification

RoHS Status:

ROHS3 Compliant

REACH Status:

REACH Unaffected

HTSUS:

8542.39.0001

Moisture Sensitivity Level (MSL):

1 (Unlimited)

ECCN:

EAR99

CRYSTAL OSCILLATOR (SPXO)
OUTPUT : LV-PECL, LVDS
SG3225EEN / VEN
SG5032EEN / VEN
SG7050EEN / VEN



Product Number
SG3225EEN: X1G005221xxxx00 (fo ≤ 200 MHz)
 X1G005511xxxx00 (fo > 200 MHz)
SG5032EEN: X1G005531xxxx00
SG7050EEN: X1G005131xxxx00 (fo ≤ 200 MHz)
 X1G005551xxxx00 (fo > 200 MHz)
SG3225VEN: X1G005351xxxx00 (fo ≤ 200 MHz)
 X1G005521xxxx00 (fo > 200 MHz)
SG5032VEN: X1G005541xxxx00
SG7050VEN: X1G005331xxxx00 (fo ≤ 200 MHz)
 X1G005561xxxx00 (fo > 200 MHz)

- Frequency range : 25 MHz to 500 MHz
- Supply voltage : 2.5 V Typ. / 3.3 V Typ.
- Output : LV-PECL or LVDS
- Function : Output enable (OE)
- Phase jitter : 50 fs Typ. (fo = 156.25 MHz, LV-PECL)
- Operating temperature : -40 °C to +105 °C



Specifications (characteristics)

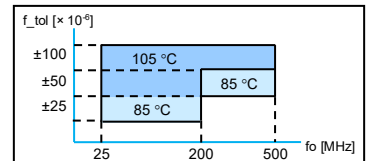
Item	Symbol	Specifications		Conditions / Remarks	
		LV-PECL SG3225EEN / SG5032EEN / SG7050EEN	LVDS SG3225VEN / SG5032VEN / SG7050VEN		
Output frequency range	fo	25 MHz to 500 MHz 200.1 MHz to 500 MHz		Except for SG5032EEN / SG5032VEN	Please contact us for available frequencies.
Supply voltage	V _{CC}	D: 2.5 V ± 0.125 V, C: 3.3 V ± 0.165 V			
Storage temperature range	T _{stg}	-55 °C to +125 °C			
Operating temperature range	T _{use}	G: -40 °C to +85 °C, H: -40 °C to +105 °C			
Frequency tolerance	f _{tol}	D: ±25 × 10 ⁻⁶ Max.		Includes initial frequency tolerance, temperature variation, supply voltage change and 5 years aging (+25 °C)	
		J: ±50 × 10 ⁻⁶ Max.		Includes initial frequency tolerance, temperature variation, supply voltage change and 10 years aging (+25 °C)	
		L: ±100 × 10 ⁻⁶ Max.		Refer to figure *1	
Current consumption	I _{CC}	60 mA Max.	25 mA Max.	OE = V _{CC} , L _{ECL} = 50 Ω or L _{LVDS} = 100 Ω	
Disable current	I _{dis}	25 mA Max.		OE = GND	
Symmetry	SYM	45 % to 55 %		At output crossing point	
Output voltage (LV-PECL)	V _{OH}	V _{CC} - 1.1 V Min.		DC characteristics	
	V _{OL}	V _{CC} - 1.5 V Max.			
Output voltage (LVDS)	V _{OD}	250 mV to 450 mV		Differential output voltage, V _{OD1} , V _{OD2}	
	dV _{OD}	50 mV Max.		dV _{OD} = V _{OD1} - V _{OD2}	
	V _{OS}	1.15 V to 1.35 V		Offset voltage, V _{OS1} , V _{OS2}	
	dV _{OS}	50 mV Max.		dV _{OS} = V _{OS1} - V _{OS2}	
Output load condition	L _{ECL}	50 Ω		Terminated to V _{CC} - 2.0 V	
	L _{LVDS}	100 Ω		Connected between OUT to OUT	
Input voltage	V _{IH}	70 % V _{CC} Min.		OE terminal	
	V _{IL}	30 % V _{CC} Max.			
Rise/Fall times	tr / tf	0.3 ns Max.		V _{CC} = 3.3 V, 25 MHz ≤ fo ≤ 200 MHz	LV-PECL: Between 20 % and 80 % of (V _{OH} - V _{OL}) LVDS: Between 20 % and 80 % of Differential Output peak to peak voltage
		0.35 ns Max.			
Startup time	t _{str}	10 ms Max.		Time at minimum supply voltage to be 0 s	

Phase Jitter

Product Name	100 MHz	125 MHz	156.25 MHz	200 MHz	312.5 MHz	491.52 MHz	Conditions
SG3225EEN / SG5032EEN / SG7050EEN	75 fs Typ.	60 fs Typ.	50 fs Typ.	40 fs Typ.	30 fs Typ.	20 fs Typ.	Offset frequency: 12 kHz to 20 MHz
SG3225VEN / SG5032VEN / SG7050VEN	90 fs Typ.	70 fs Typ.	60 fs Typ.	50 fs Typ.	40 fs Typ.	30 fs Typ.	

Product Name SG3225 EEN 156.250000MHz C D G A (⑤⑥: Unavailable code DH, DG and JH at fo > 200 MHz, Refer to figure *1)
 (Standard form) ① ② ③ ④⑤⑥⑦
 *1 : Maximum T_{use} of operating range

① Model	② Output (E: LV-PECL, V: LVDS)	③ Frequency	④ Supply voltage
⑤ Frequency tolerance	⑥ Operating temperature	⑦ Internal identification code("A" is default)	
④ Supply voltage	⑤ Frequency tolerance	⑥ Operating temperature	
C 3.3 V Typ.	D ±25 × 10 ⁻⁶	G -40 to +85 °C	
D 2.5 V Typ.	J ±50 × 10 ⁻⁶	H -40 to +105 °C	
	L ±100 × 10 ⁻⁶		

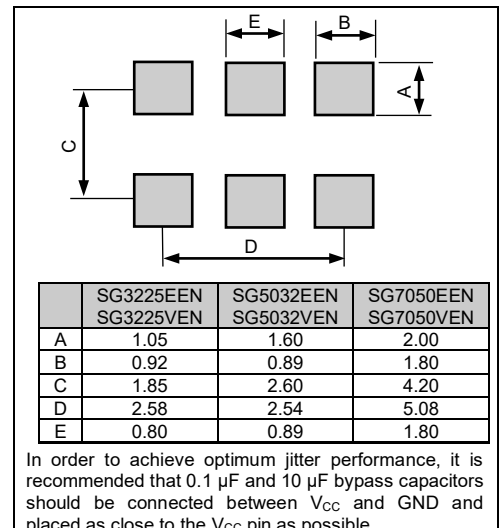
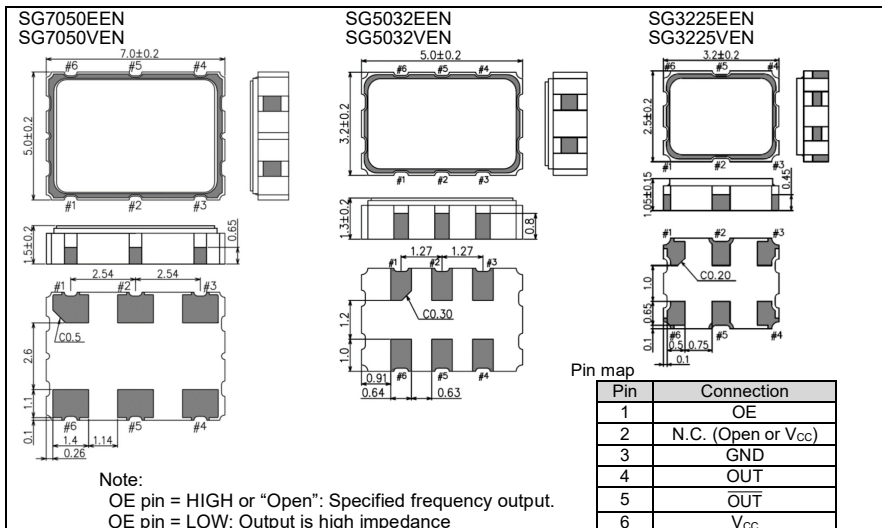


External dimensions

(Unit:mm)

Footprint (Recommended)

(Unit:mm)



PROMOTION OF ENVIRONMENTAL MANAGEMENT SYSTEM CONFORMING TO INTERNATIONAL STANDARDS

At Seiko Epson, all environmental initiatives operate under the Plan-Do-Check-Action (PDCA) cycle designed to achieve continuous improvements. The environmental management system (EMS) operates under the ISO 14001 environmental management standard.

All of our major manufacturing and non-manufacturing sites, in Japan and overseas, completed the acquisition of ISO 14001 certification.





ISO 14000 is an international standard for environmental management that was established by the International Standards Organization in 1996 against the background of growing concern regarding global warming, destruction of the ozone layer, and global deforestation.

WORKING FOR HIGH QUALITY

In order provide high quality and reliable products and services than meet customer needs, Seiko Epson made early efforts towards obtaining ISO9000 series certification and has acquired ISO9001 for all business establishments in Japan and abroad. We have also acquired IATF 16949 certification that is requested strongly by major automotive manufacturers as standard.

IATF 16949 is the international standard that added the sector-specific supplemental requirements for automotive industry based on ISO9001.

► Explanation of the mark that are using it for the catalog

	► Pb free.
	► Complies with EU RoHS directive. *About the products without the Pb-free mark. Contains Pb in products exempted by EU RoHS directive. (Contains Pb in sealing glass, high melting temperature type solder or other.)
	► Designed for automotive applications such as Car Multimedia, Body Electronics, Remote Keyless Entry etc.
	► Designed for automotive applications related to driving safety (Engine Control Unit, Air Bag, ESC etc).

NOTICE : PLEASE READ CAREFULLY BELOW BEFORE THE USE OF THIS DOCUMENT ©Seiko Epson Corporation 2020

- The content of this document is subject to change without notice. Before purchasing or using Epson products, please contact with sales representative of Seiko Epson Corporation ("Epson") for the latest information and be always sure to check the latest information published on Epson's official web sites and resources.
- This document may not be copied, reproduced, or used for any other purposes, in whole or in part, without Epson's prior consent.
- Information provided in this document including, but not limited to application circuits, programs and usage, is for reference purpose only. Epson makes no guarantees against any infringements or damages to any third parties' intellectual property rights or any other rights resulting from the information. This document does not grant you any licenses, any intellectual property rights or any other rights with respect to Epson products owned by Epson or any third parties.
- Using Epson products, you shall be responsible for safe design in your products; that is, your hardware, software, and/or systems shall be designed enough to prevent any critical harm or damages to life, health or property, even if any malfunction or failure might be caused by Epson products. In designing your products with Epson products, please be sure to check and comply with the latest information regarding Epson products (including, but not limited to this document, specifications, data sheets, manuals, and Epson's web site). Using technical contents such as product data, graphic and chart, and technical information, including programs, algorithms and application circuit examples under this document, you shall evaluate your products thoroughly both in stand-alone basis and within your overall systems. You shall be solely responsible for deciding whether to adopt/use Epson products with your products.
- Epson has prepared this document carefully to be accurate and dependable, but Epson does not guarantee that the information is always accurate and complete. Epson assumes no responsibility for any damages you incurred due to any misinformation in this document.
- No dismantling, analysis, reverse engineering, modification, alteration, adaptation, reproduction, etc., of Epson products is allowed.
- Epson products have been designed, developed and manufactured to be used in general electronic applications and specifically designated applications ("Anticipated Purpose"). Epson products are NOT intended for any use beyond the Anticipated Purpose that requires particular quality or extremely high reliability in order to refrain from causing any malfunction or failure leading to critical harm to life and health, serious property damage, or severe impact on society, including, but not limited to listed below ("Specific Purpose"). Therefore, you are strongly advised to use Epson products only for the Anticipated Purpose. Should you desire to purchase and use Epson products for Specific Purpose, Epson makes no warranty and disclaims with respect to Epson products, whether express or implied, including without limitation any implied warranty of merchantability or fitness for any Specific Purpose. Please be sure to contact our sales representative in advance, if you desire Epson products for Specific Purpose:
 - Space equipment (artificial satellites, rockets, etc.)/ Transportation vehicles and their control equipment (automobiles, aircraft, trains, ships, etc.) / Medical equipment/ Relay equipment to be placed on sea floor/ Power station control equipment / Disaster or crime prevention equipment/Traffic control equipment/ Financial equipment
 - Other applications requiring similar levels of reliability as the above
- Epson products listed in this document and our associated technologies shall not be used in any equipment or systems that laws and regulations in Japan or any other countries prohibit to manufacture, use or sell. Furthermore, Epson products and our associated technologies shall not be used for the purposes of military weapons development (e.g. mass destruction weapons), military use, or any other military applications. If exporting Epson products or our associated technologies, please be sure to comply with the Foreign Exchange and Foreign Trade Control Act in Japan, Export Administration Regulations in the U.S.A (EAR) and other export-related laws and regulations in Japan and any other countries and to follow their required procedures.
- Epson assumes no responsibility for any damages (whether direct or indirect) caused by or in relation with your non-compliance with the terms and conditions in this document or for any damages (whether direct or indirect) incurred by any third party that you give, transfer or assign Epson products.
- For more details or other concerns about this document, please contact our sales representative.
- Company names and product names listed in this document are trademarks or registered trademarks of their respective companies.

OUR CERTIFICATE

DiGi provide top-quality products and perfect service for customer worldwide through standardization, technological innovation and continuous improvement. DiGi through third-party certification, we stricly control the quality of products and services. Welcome your RFQ to

Email: Info@DiGi-Electronics.com



Tel: +00 852-30501935

RFQ Email: Info@DiGi-Electronics.com

DiGi is a global authorized distributor of electronic components.